

UNVLS .com

Product Catalog



Value engineered landscape lighting products made - "By Professionals, for Professionals" ©

A Passion for Excellence!

A Vision for Value!

A Commitment to Service!

These are the core values at Universal Lighting Systems, Inc.

Founded over 16 years ago, Universal Lighting Systems (UNVLS) continues to excel in providing the highest value in “Beautifully crafted, quality engineered products for everyone!”

UNVLS brings together the passion, vision, and commitment characterized by past personal involvement in the installation, manufacturing, sales, and distribution of landscape lighting to both Landscape / Irrigation and the Lighting Showroom / Electrical industries.

Contact us to find out why partnering with UNVLS empowers our valued distributors, landscape professionals, and end users to maximize quality, beauty, and value.

UNVLS is manufactured “By Professionals, for Professionals”[®] -
and sold exclusively through distribution - to professional trade only.

Value-engineered landscape lighting products made -
“By Professionals, for Professionals”[®]

Contents

| | |
|---------------------|------------|
| Directional Spots | DS |
| Area Floods | AF |
| Universal Wells | UW |
| Recessed Lights | RL |
| Universal Paths | UP |
| Contemporary Paths | CP |
| Step & Deck Lights | SL |
| Ledge Lights | LL |
| Wet Location | WL |
| Hanging Lights | HL |
| Fixture Accessories | FA |
| Transformers | TR |
| LED | LED |

Finishes

Aluminum



BK - Black



BZ - Bronze

Brass



WB - Weathered Brass



CB - Carbon Black

| PREFIX | | NUMBER | MATERIAL | LETTERS | FINISH |
|------------|----------------------|--------|--------------------|---------|-----------------|
| DS | Directional Spot | 1 | Aluminum | BK | Black |
| AF | Area Flood | 2 | Brass | BZ | Bronze |
| UW | Universal Well | 6 | Poly Glass Plastic | WB | Weathered Brass |
| RL | Recessed Light | | | | |
| UC | Universal Cover | 8 | ABS Plastic | | |
| UP | Universal Path | | | | |
| US | Universal Shade | | | | |
| CP | Contemporary Path | | | | |
| WL | Wet Location | | | | |
| HL | Hanging Light | | | | |
| SL | Step Light | | | | |
| SC | Step Cover | | | | |
| DL | Deck Light | | | | |
| LL | Ledge Light | | | | |
| FA | Fixture Accessories | | | | |
| TR | Transformer | | | | |
| LED | Light Emitting Diode | | | | |

Example:

DS-2-100-WB

Directional Spot (DS) - Brass (2)
 Model# (100) - Weathered Brass (WB)



Carbon Black

Introducing Carbon Black powder coated brass fixtures.

Cast Brass fixtures finished with a superior top quality Dupont polyester powder coating. Lifetime warranty on the fixture and the finish.



US2403CB



US2319CB



US2301CB



DS2800CB



DS2300CB



DS2160CB



DS2905CB



AF2300CB



PL2100CB



UP2124CB UP2118CB



UP2115CB UP2112CB



UC2301CB



UC2300CB



UC2306CB



ILED-SL2110CB



ILED-SL2100CB



Powder Coating Benefits

Environmentally Conscious

- Powder can be easily recovered in the manufacturing process, with zero to little waste.
- Biodegradable in its powder state.

Sustainable Paint


- Thickness determines resistance to corrosion.
- Powder coating not only lasts a lot longer, but it can be applied more thickly.

Salt Spray Approved

- Powder Coats are Salt Spray test approved to better resist corrosion.
- Hard to Reach, No Issue, because of the electrostatic feature of the powder paint, it has a magnetic adhesion to all nooks and crannies of the fixture and even gets thicker around the edges where it's needed most.
- TGIC powder can resist UV rays, so it won't bleach as easily in the outdoors.



UNVLS powder coated finish in Black



UNVLS powder coated finish in Bronze

Baked Enamel Issues

Environmentally Irresponsible

- Baked enamel is far less environmentally conscious. With a liquid application of paint, anything that is sprayed drips, and any overspray becomes a waste product that has to go somewhere, typically down the drain.
- Baked Enamel uses a solvent carrier to convey the paint to the substrate. Unfortunately, the elimination of the solvents during the curing process results in hazardous air pollution.

Paint Inconsistencies

- Baked enamel is applied as a liquid it cannot deliver the ideal paint thickness of 2 to 3 mil and is typically limited to only .5 to 1.0 mil of thickness. Corrosion can happen right away with this insufficient paint.

Verdict

- Powder Coatings offer a superior bond to the fixtures because of the material and process.
- Even if scratched the surface won't get worse and will prevent corrosion from getting under the paint layer.
- Powder coating prevents corrosion because it is melded to the fixture at the substrate level because of the application process.
- Baked enamel is inferior because it fails to expand and contract with heat and cold weather allowing for fragmentation of the enamel on the surface of the fixture.
- Baked enamel acts like a sheet of material that rests on the surface of the fixture and is easily flaked into chips.
- Simply put powder coating has the upper hand as its process is electrically bonded to the fixture itself.

DS

Directional Spot



3D page



Directional Spot

DS1300BK/BZ

MATERIAL / FEATURES

- Heavy duty cast aluminum
- Optional cowling thumb set screw - allowing downlight use
- Shock and heat resistant convex glass lens
- Includes (GS1) ABS ground stake, 1/2" NPT thread, slotted for ease of installation
- EPDM rubber bug plug, prevents moisture/bugs from entering fixture
- Thumb screw on knuckle for easy field adjustment
- Double O ring seal for added moisture protection
- Weather resistant powder coat finish - aluminum
 - (BK) Black - DS1300BK
 - (BZ) Bronze - DS1300BZ
- Includes two AC-102 silicone filled wire connectors
- Fixture - 10 year warranty

ELECTRICAL

- 12 volt fixture
- 3' - #18/2 direct bury landscape lighting wire
- HI-temp ceramic socket w/nickel contacts, stainless steel springs, and Teflon jacketed wire leads
- Lamp required - MR16 50 W Max
- Low voltage transformer required (not included)
- C ETL listed and approved

LED LAMP OPTIONS

- LXC2, LXC3, LXC5
- LVC2, LVC3, LVC5

DIMENSIONS

- 6.25" L x 2.5" W



DS1300BK



DS1300BZ



LXC2-MR16



LXC3-MR16



LXC5-MR16

Directional Spot

DS1300BK/BZ-LXC2

KITTED FIXTURE

PRODUCT DESCRIPTION

- The fixtures include:
- Weather resistant powder coat finish – aluminum
 - (BK) Black DS1300BK
 - (BZ) Bronze DS1300BZ
 - GS1 ground stake
 - LXC2-MR16FL-27K or
 - LXC2-MR16-FL-30K
- Includes two AC-102 silicone filled wire connectors
- Fixture – 10-year warranty
- LED Lamp – 7-year warranty
- Models:
 - DS1300BK-LXC2-MR16-FL-27K
 - DS1300BZ-LXC2-MR16-FL-27K
 - DS1300BK-LXC2-MR16-FL-30K
 - DS1300BK-LXC2-MR16-FL-30K

LED LAMP INCLUDED

- 9-15 V AC
- Constant current driver for long life
- FCC Certified
- C ETL listed and approved
- 7-year warranty
- COB Chipset
- 40-degree flood
- LXC2-MR16-FL-27, 2700K, 250 lumens
- LXC2-MR16-FL-30K, 3000K, 250 lumens

DIMENSIONS

- 6.25" L x 2.5" W



DS1300BK



DS1300BZ



LXC2-MR16

Directional Spot

DS2100WB

MATERIAL / FEATURES

- Heavy duty cast brass
- Shock and heat resistant convex glass lens
- Includes (GS1) ABS ground stake, 1/2" NPT thread, slotted for ease of installation
- EPDM rubber bug plug, prevents moisture/bugs from entering fixture
- Key screw on knuckle for easy field adjustment
- Double O ring seal for added moisture protection
- (WB) Weathered Brass
 - WB Brass finish will patina / tarnish depending on environmental conditions
- Includes two AC-102 silicone filled wire connectors
- Fixture - lifetime warranty

ELECTRICAL

- 12 volt fixture
- 3' - #18/2 direct bury landscape lighting wire
- HI-temp ceramic socket w/nickel contacts, stainless steel springs, and Teflon jacketed wire leads
- Lamp required - MR16 50 W Max
- Low voltage transformer required (not included)
- C ETL listed and approved

LED LAMP OPTIONS

- LXC2, LXC3, LXC5
- LVC2, LVC3, LVC5

DIMENSIONS

- 5.25" L x 2.125" W



DS2100WB



LXC2-MR16



LXC3-MR16



LXC5-MR16

Directional Spot

DS2100WB-LXC2

KITTED FIXTURE

PRODUCT DESCRIPTION

- The DS2100WB-LXC2 includes:
 - DS2100WB cast brass WB finish spotlight
 - GS-1 ground stake
 - LXC2-MR16-FL-27K LED lamp
- Includes two AC-102 silicone filled wire connectors
- Fixture - lifetime warranty
- LED lamp - 7 year warranty

LED LAMP INCLUDED

- LXC2-MR16-FL-27K
- 9-15 V AC/DC
- Constant current driver for long life
- FCC certified
- C ETL listed and approved
- 40 degree flood
- 2700k
- 250 Lumens
- COB technology

DIMENSIONS

- 5.25" L x 2.125" W



DS2100WB



LXC2-MR16

Directional Spot

DS2160WB/CB

MATERIAL / FEATURES

- Heavy duty cast brass
- Shock and heat resistant convex glass lens
- Includes (GS1) ABS ground stake, 1/2" NPT thread, slotted for ease of installation
- EPDM rubber bug plug, prevents moisture/bugs from entering fixture
- Key screw on knuckle for easy field adjustment
- Double O ring seal for added moisture protection
- (WB) Weathered Brass
 - WB Brass finish will patina / tarnish depending on environmental conditions
- (CB) Carbon Black
 - CB cast brass fixtures finished with a superior top quality Dupont polyester powder coating
- Includes two AC-102 silicone filled wire connectors
- Fixture - lifetime warranty

ELECTRICAL

- 12 volt fixture
- 3' - #18/2 direct bury landscape lighting wire
- HI-temp ceramic socket w/nickel contacts, stainless steel springs, and Teflon jacketed wire leads
- Lamp required - MR16 50 W Max
- Low voltage transformer required (not included)
- C ETL listed and approved

LED LAMP OPTIONS

- LXC2, LXC3, LXC5
- LVC2, LVC3, LVC5

DIMENSIONS

- 5.25" L x 2.125" W



DS2160CB



LXC2-MR16



LXC3-MR16



LXC5-MR16

Directional Spot

DS2160WB-LXC2

KITTED FIXTURE

PRODUCT DESCRIPTION

- The DS2160WB-LXC2 includes:
 - DS2160WB cast brass WB finish spotlight
 - GS-1 ground stake
 - LXC2-MR16-FL-27K LED lamp
- Includes two AC-102 silicone filled wire connectors
- Fixture - lifetime warranty
- LED lamp - 7 year warranty

LED LAMP INCLUDED

- LXC2-MR16-FL-27K
- 9-15 V AC/DC
- Constant current driver for long life
- FCC certified
- C ETL listed and approved
- 40 degree flood
- 2700k
- 250 Lumens
- COB technology

DIMENSIONS

- 5.25" L x 2.125" W



DS2160WB



Intertek



LXC2-MR16

Directional Spot

DS2300WB/CB

MATERIAL / FEATURES

- Heavy duty cast brass
- Shock and heat resistant convex glass lens
- Includes (GS1) ABS ground stake, 1/2" NPT thread, slotted for ease of installation
- EPDM rubber bug plug, prevents moisture/bugs from entering fixture
- Thumb screw on knuckle for easy field adjustment
- Double O ring seal for added moisture protection
- (WB) Weathered Brass
 - WB Brass finish will patina / tarnish depending on environmental conditions
- (CB) Carbon Black
 - CB cast brass fixtures finished with a superior top quality Dupont polyester powder coating
- Includes two AC-102 silicone filled wire connectors
- Fixture - lifetime warranty

ELECTRICAL

- 12 volt fixture
- 3' - #18/2 direct bury landscape lighting wire
- HI-temp ceramic socket w/nickel contacts, stainless steel springs, and Teflon jacketed wire leads
- Lamp required - MR16 50 W Max
- Low voltage transformer required (not included)
- C ETL listed and approved

LED LAMP OPTIONS

- LXC2, LXC3, LXC5
- LVC2, LVC3, LVC5

DIMENSIONS

- 5.25" L x 2.5" W



DS2300WB



DS2300CB



Intertek



LXC2-MR16



LXC3-MR16



LXC5-MR16

Directional Spot

DS2300WB-LXC2

KITTED FIXTURE

PRODUCT DESCRIPTION

- The DS2300WB-LXC2 includes:
 - DS2300WB cast brass WB finish spotlight
 - GS-1 ground stake
 - LXC2-MR16-FL-27K LED lamp
- Includes two AC-102 silicone filled wire connectors
- Fixture - lifetime warranty
- LED lamp - 7 Year warranty

LED LAMP INCLUDED

- LXC2-MR16-FL-27K
- 9-15 V AC/DC
- Constant current driver for long life
- FCC certified
- C ETL listed and approved
- 40 degree flood
- 2700K
- 250 Lumens
- COB technology

DIMENSIONS

- 5.25" L x 2.5" W



DS2300WB



Intertek



LXC2-MR16



“I-LED” – Integrated LED

Universal Lighting Systems strives for innovative design. Designing “I-LED” products to superior quality standards improved lifespan, light source optimization, and dimming.

UNVLS - crafting value through innovation.

Directional Spot

DS2600WB

MATERIAL / FEATURES

- Heavy duty cast brass
- Adjustable / removable cowling for discrete lighting
- Shock and heat resistant convex glass lens
- Includes (GS1) ABS ground stake, 1/2" NPT thread, slotted for ease of installation
- EPDM rubber bug plug, prevents moisture/bugs from entering fixture
- Thumb screw on knuckle for easy field adjustment
- Double O ring seal for added moisture protection
- (WB) Weathered Brass
 - WB brass finish will patina / tarnish depending on environmental conditions
- Includes two AC-102 silicone filled wire connectors
- Fixture - lifetime warranty

ELECTRICAL

- 12 volt fixture
- 3' - #18/2 direct bury landscape lighting wire
- HI-temp ceramic socket w/nickel contacts, stainless steel springs, and Teflon jacketed wire leads
- Lamp required - MR16 50 W Max
- Low voltage transformer required (not included)
- C ETL listed and approved

LED LAMP OPTIONS

- LXC2, LXC3, LXC5
- LVC2, LVC3, LVC5

DIMENSIONS

- 5.25" L x 2.5" W



DS2600WB



LXC2-MR16



LXC3-MR16



LXC5-MR16

Directional Spot

DS2600WB-LXC2

KITTED FIXTURE

PRODUCT DESCRIPTION

- The DS2600WB-LXC2 includes:
 - DS2600WB cast brass WB finish spotlight
 - GS-1 ground stake
 - LXC2-MR16-FL-27K LED lamp
- Includes two AC-102 silicone filled wire connectors
- Fixture - lifetime warranty
- LED lamp - 7 year warranty

LED LAMP INCLUDED

- LXC2-MR16-FL-27K
- 9-15 V AC/DC
- Constant current driver for long life
- FCC certified
- C ETL listed and approved
- 40 degree flood
- 2700K
- 250 Lumens
- COB technology

DIMENSIONS

- 5.25" L x 2.5" W



DS2600WB



LXC2-MR16

Directional Spot

DS2800WB/CB

MATERIAL / FEATURES

- Heavy duty cast brass
- Shock and heat resistant convex glass lens
- Includes (GS1) ABS ground stake, 1/2" NPT thread, slotted for ease of installation
- EPDM rubber bug plug, prevents moisture/bugs from entering fixture
- Thumb screw on knuckle for easy field adjustment
- Double O ring seal for added moisture protection
- (WB) Weathered Brass
 - WB Brass finish will patina / tarnish depending on environmental conditions
- (CB) Carbon Black
 - CB cast brass fixtures finished with a superior top quality Dupont polyester powder coating
- Includes two AC-102 silicone filled wire connectors
- Fixture - lifetime warranty

ELECTRICAL

- 12 volt fixture
- 3' - #18/2 direct bury landscape lighting wire
- HI-temp ceramic socket w/nickel contacts, stainless steel springs, and Teflon jacketed wire leads
- Lamp required - MR16 50 W Max
- Low voltage transformer required (not included)
- C ETL listed and approved

LED LAMP OPTIONS

- LXC2, LXC3, LXC5
- LVC2, LVC3, LVC5

DIMENSIONS

- 7.25" L x 2.5" W



DS2800WB



DS2800CB



LXC2-MR16



LXC3-MR16



LXC5-MR16

Directional Spot

DS2800WB-LXC2

KITTED FIXTURE

PRODUCT DESCRIPTION

- The DS2800WB-LXC2 includes:
 - DS2800WB cast brass WB finish spotlight
 - GS-1 ground stake
 - LXC2-MR16-FL-27K LED lamp
- Includes two AC-102 silicone filled wire connectors
- Fixture - lifetime warranty
- LED lamp - 7 year warranty

LED LAMP INCLUDED

- LXC2-MR16-FL-27K
- 9-15 V AC/DC
- Constant current driver for long life
- FCC certified
- C ETL listed and approved
- 40 degree flood
- 2700K
- 250 Lumens
- COB technology
- 7 year warranty

DIMENSIONS

- 7.25" L x 2.5" W



DS2800WB



LXC2-MR16

Directional Spot

DS2905WB/CB

MATERIAL / FEATURES

- Heavy duty cast brass
- Adjustable / removable cowling for discrete lighting
- Shock and heat resistant convex glass lens
- Includes (GS1) ABS ground stake, 1/2" NPT thread, slotted for ease of installation
- EPDM rubber bug plug, prevents moisture/bugs from entering fixture
- Thumb screw on knuckle for easy field adjustment
- Double O ring seal for added moisture protection
- (WB) Weathered Brass
 - WB Brass finish will patina / tarnish depending on environmental conditions
- (CB) Carbon Black
 - CB cast brass fixtures finished with a superior top quality Dupont polyester powder coating
- Includes two AC-102 silicone filled wire connectors
- Fixture - lifetime warranty

ELECTRICAL

- 12 volt fixture
- 3' - #18/2 direct bury landscape lighting wire
- HI-temp ceramic socket w/nickel contacts, stainless steel springs, and Teflon jacketed wire leads
- Lamp required
- DS2905WB - MR11 35 W Max
- Low voltage transformer required (not included)
- C ETL listed and approved

LED LAMP OPTIONS

- LX2-MR11-27K

DIMENSIONS

- 4.25" L x 1.625" W



DS2905WB



Intertek



LX2-MR11

Directional Spot

DS2905WB-LX2MR11

KITTED FIXTURE

PRODUCT DESCRIPTION

- The DS2905WB-LX2MR11 includes:
 - Cast brass WB finish spotlight
 - GS1 ground stake
 - LX2-MR11-27K LED lamp
- Includes two AC-102 silicone filled wire connectors
- Fixture - lifetime warranty
- LED lamp - 5 year warranty

LED LAMP INCLUDED

- LX2-MR11-27K
- 9 - 15 V AC/DC
- Constant current driver for long life
- FCC certified
- C ETL listed and approved
- 40 degree flood
- 2700K
- 240 Lumens
- COB technology

DIMENSIONS

- 4.25" L x 1.625" W



DS2905WB



Intertek



LX2-MR11

Directional Spot

DS2336WB

MATERIAL / FEATURES

- Solid brass fixture housing
- Cast brass knuckle assembly
- Open faced no lens fixture
- Includes (GS1) ABS ground stake, ½" NPT thread, slotted for ease of installation
- EPDM rubber bug plug, prevents moisture/bugs from entering fixture
- Key screw on knuckle for easy adjustments
- (WB) Weathered Brass
 - WB Brass finish will patina / tarnish depending on environmental conditions
- Includes two AC-102 silicone filled wire connectors
- Fixture - lifetime warranty

ELECTRICAL

- 12 volt fixture
- 3' - #18/2 direct bury landscape lighting wire with terminal spade connectors
- Lamp required - PAR36 75 W Max
- Low voltage transformer required (not included)
- C ETL listed and approved

LED LAMP OPTIONS

- LVC4-PAR36
- LVC6-PAR36
- LVC8-PAR36

DIMENSIONS

- 4.53" W x 3.15" D x 9.25" L (from thread to tip of cowling)



DS2336WB



LVC4-PAR36



LVC6-PAR36



LVC8-PAR36



“HI” – Hybrid Integrated LED

Universal Lighting Systems strives for innovative design. Designing “HI” fixtures with integrated LED benefits and flexibility to replace damaged LED modules or upgrade them in the future.

UNVLS - crafting value through innovation.

Integrated LED Directional Spot

ILED-DS2025WB

MATERIAL / FEATURES

- Heavy duty cast brass
- Heat resistant glass lens
- Watertight sealed wire ingress grommet
- Brass Phillips head thumb screws on bracket for easy field adjustment
- Watertight sealed gasket
- (WB) Weathered Brass
 - WB Brass finish will patina / tarnish depending on environmental conditions
- Includes two AC-102 silicone filled wire connectors
- Includes GS-mini ABS ground stake
- Fixture - 10 year warranty

ELECTRICAL

- 12 volt fixture
- 25' submersible rated lighting wire lead
- Integrated LED - no lamp required
- Heat sinks for long life
- Low voltage transformer required (not included)
- C ETL listed and approved

LED - LIGHTING MODULE

- Integrated LED - no lamp required
- 282 Lumens , 3 W, 3.96 VA, .75 PF
- 2700 Kelvin temperature
- Beam spread - 70 degrees

DIMENSIONS

- 2" D x 2.75" W x 2.5"H



ILED-DS2025WB



Directional Spot

DSDL1350BK/WT

MATERIAL / FEATURES

- Heavy duty cast aluminum
- Cowling thumb set screw - allowing rotation of cowling
- Shock and heat resistant flat glass lens
- Includes three leg surface mount, 1/2" NPT thread, slotted for ease of installation
- EPDM rubber bug plug, prevents moisture/bugs from entering fixture
- Thumb screw on knuckle for easy field adjustment
- Double O ring seal for added moisture protection
- Weather resistant powder coat finish - aluminum
 - (BK) Black - DSDL1350BK
 - (WT) White - DSDL1350WT
- Includes two AC-102 silicone filled wire connectors
- Fixture - 10 year warranty

ELECTRICAL

- 12 volt fixture
- 35' - #18/2 direct bury landscape lighting wire
- HI-temp ceramic socket w/nickel contacts, stainless steel springs, and Teflon jacketed wire leads
- Lamp required - MR16 50 W Max
- Low voltage transformer required (not included)
- C ETL listed and approved

LED LAMP OPTIONS

- LXC2, LXC3, LXC5
- LVC2, LVC3, LVC5

DIMENSIONS

- 9" L x 2.5" W



DSDL1350BK



DSDL1350WT



LXC2-MR16



LXC3-MR16



LXC5-MR16

Directional Spot

DSDL2350WB

MATERIAL / FEATURES

- Heavy duty cast brass
- Shock and heat resistant flat glass lens
- Includes three leg surface mount, 1/2" NPT thread, slotted for ease of installation
- EPDM rubber bug plug, prevents moisture/bugs from entering fixture
- Thumb screw on knuckle for easy field adjustment
- Double O ring seal for added moisture protection
- (WB) Weathered Brass
 - WB Brass finish will patina / tarnish depending on environmental conditions
- Includes two AC-102 silicone filled wire connectors
- Fixture - lifetime warranty

ELECTRICAL

- 12 volt fixture
- 35' - #18/2 direct bury landscape lighting wire
- HI-temp ceramic socket w/nickel contacts, stainless steel springs, and Teflon jacketed wire leads
- Lamp required - MR16 50 W Max
- Low voltage transformer required (not included)
- C ETL listed and approved

LED LAMP OPTIONS

- LXC2, LXC3, LXC5
- LVC2, LVC3, LVC5

DIMENSIONS

- 9" L x 2.5" W



DSDL2350WB



LXC2-MR16



LXC3-MR16




LXC5-MR16

AF

Area Flood





**In nature,
nothing is
perfect, and
everything
is perfect.
Trees can be
contorted,
bent in weird
ways, and
they're still
beautiful.
- Alice
Walker**

Our new 2200K LXC Series MR16 accentuate the beauty of nature, inviting warmth and comfort. The LXC Series MR16 lamps with Chip on Board technology, offer confidence and value. Accompanying them are our new Bi Pin T3 2200K LED lamps. Look for these lamps in the fall of 2023.

Area Flood

AF2160WB/CB

MATERIAL / FEATURES

- Heavy duty cast brass
- Shock and heat resistant flat clear and frosted glass lens
- Includes (GS1) ABS ground stake, 1/2" NPT thread, slotted for ease of installation
- EPDM rubber bug plug, prevents moisture/bugs from entering fixture
- Thumb screw on knuckle for easy field adjustment
- EPDM gasket seal for added moisture protection
- (WB) Weathered Brass – AF2160WB
 - WB Brass finish will patina / tarnish depending on environmental Conditions
- (CB) Carbon Black – AF2160CB
 - Superior Dupont polyester powder coating
 - Lifetime Warranty
- Includes two AC-102 silicone filled wire connectors
- Fixture - lifetime warranty

ELECTRICAL

- 12 volt fixture
- 3' - #18/2 direct bury landscape lighting wire
- HI-temp ceramic socket w/nickel contacts, stainless steel springs, and Teflon jacketed wire leads
- Lamp required - T3 35 W Max
- Low voltage transformer required (not included)
- C ETL listed and approved

LED LAMP OPTIONS

- LV1-T3
- LV2-T3
- LV3-T3

DIMENSIONS

- 3.30" W x 4.17" H x 21.46" D



AF2160WB



AF2160CB



LV1-T3



LV2-T3



LV3-T3

Area Flood

AF2160WB/CB-LV2T3

KITTED FIXTURE

PRODUCT DESCRIPTION

- The AF2160WB-LV2T3 includes:
 - AF2160WB cast brass WB small area flood
 - (GS1) ABS ground stake
 - LV2-T3-27K lamp
- The AF2160CB-LV2T3 includes:
 - AF2160CB cast brass CB small area flood
 - (GS1) ABS ground stake
 - LV2-T3-27K lamp
- Includes two AC-102 silicone filled wire connectors
- Fixture - lifetime warranty
- LED Lamp - 5 year warranty

LED LAMP INCLUDED

- LV2-T3-27K
- 9-15 V AC/DC
- T3 BI pin lamp
- IP67 rated
- Silica gel filled
- 35 x 35 SMD chipset
- 2700K
- 180 Lumens
- C ETL listed and approved
- FCC certified

DIMENSIONS

- 5" L x 4.375" W x 2" H across the front shroud



AF2160WB



LV2-T3

Area Flood

AF2900WB

MATERIAL / FEATURES

- Heavy duty cast brass
- Shock and heat resistant flat clear and frosted glass lens
- Includes (GS1) ABS ground stake, 1/2" NPT thread, slotted for ease of installation
- EPDM rubber bug plug, prevents moisture/bugs from entering fixture
- Key screw on knuckle for easy field adjustment
- Double O-ring seal for added moisture protection
- Weather resistant aged finish - Brass
- (WB) Weathered Brass - AF2900WB
 - WB Brass finish will patina / tarnish depending on environmental conditions
- Includes two AC-102 silicone filled wire connectors
- Fixture - lifetime warranty

ELECTRICAL

- 12 volt fixture
- 3' - #18/2 direct bury landscape lighting wire
- HI-temp ceramic socket w/nickel contacts, stainless steel springs, and Teflon jacketed wire leads
- Lamp required - T3 35 W Max
- Low voltage transformer required (not included)
- C ETL listed and approved

LED LAMP OPTIONS

- LV1-T3
- LV2-T3
- LV3-T3

DIMENSIONS

- 5" L x 4.375" W x 2" H across the front shroud



AF2900WB



LV1-T3



LV2-T3



LV3-T3

Area Flood

AF2900WB-LV2T3

KITTED FIXTURE

PRODUCT DESCRIPTION

- The AF2900WB-LV2T3 includes:
 - AF2900WB cast brass WB small area flood
 - (GS1) ABS ground stake
 - LV2-T3-27K lamp
- Includes two AC-102 silicone filled wire connectors
- Fixture - lifetime warranty
- LED Lamp - 5 year warranty

LED LAMP INCLUDED

- LV2-T3-27K
- 9-15 V AC/DC
- T3 BI pin lamp
- IP67 rated
- Silica gel filled
- 35 x 35 SMD chipset
- 2700K
- 180 Lumens
- C ETL listed and approved
- FCC certified

DIMENSIONS

- 5" L x 4.375" W x 2" H across the front shroud



AF2900WB



LV2-T3

Area Flood

AF1300BK/BZ

MATERIAL / FEATURES

- Heavy duty cast aluminum
- Optional cowling thumb set screw - allowing downlight use
- Shock and heat resistant convex glass lens
- Includes (GS1) ABS ground stake, 1/2" NPT thread, slotted for ease of installation
- EPDM rubber bug plug, prevents moisture/bugs from entering fixture
- Thumb screw on knuckle for easy field adjustment
- Double O ring seal for added moisture protection
- Weather resistant powder coat finish - aluminum
 - (BK) Black - DS1300BK
 - (BZ) Bronze - DS1300BZ
- Includes two AC-102 silicone filled wire connectors
- Fixture - 10 year warranty

ELECTRICAL

- 12 volt fixture
- 3' - #18/2 direct bury landscape lighting wire
- HI-temp ceramic socket w/nickel contacts, stainless steel springs, and Teflon jacketed wire leads
- Lamp required - MR16 50 W Max
- Low voltage transformer required (not included)
- C ETL listed and approved

LED LAMP OPTIONS

- LXC2-MR16 lamps
- LXC3-MR16 lamps
- LXC5-MR16 lamps
- LV1-T3
- LV2-T3
- LV3-T3

DIMENSIONS

- 6.25" L x 2.5" W across the front shroud



AF1300BK



AF1300BZ



LV1-T3



LV2-T3



LV3-T3



LXC2-MR16



LXC3-MR16



LXC5-MR16

Area Flood

AF1300BK/BZ-LV2T3

KITTED FIXTURE

PRODUCT DESCRIPTION

- The AF1300BK-LV2T3 and AF1300BZ-LV2T3 include:
 - Cast aluminum powder coated large area flood
 - (GS1) ABS ground stake
 - LV2-T3-27K LED lamp
- Includes two AC-102 silicone filled wire connectors
- Fixture - 10 year warranty
- LED lamp - 5 year warranty

LED LAMP INCLUDED

- LV2-T3-27K
- 9-15 V AC/DC
- T3 BI pin lamp
- IP67 rated
- Silica gel filled
- 35 x 35 SMD chipset
- 2700K
- 180 Lumens
- C ETL listed and approved
- FCC certified

DIMENSIONS

- 6.25" L x 2.5" W across the front shroud



AF1300BK



AF1300BZ



Intertek



LV2-T3

Area Flood

AF1300BK/BZ-LXC2

KITTED FIXTURE

PRODUCT DESCRIPTION

- The AF1300BK-LXC2 and AF1300BZ-LXC2 include:
 - Cast aluminum powder coated large area flood
 - (GS1) ABS ground stake
 - LXC2-MR16-FL-27K LED lamp
- Includes two AC-102 silicone filled wire connectors
- Fixture - 10 year warranty
- LED lamp - 7 year warranty

LED LAMP INCLUDED

- LXC2-MR16-FL-27K
- 9-15 V AC/DC
- Constant current driver for long life
- FCC certified
- C ETL listed and approved
- 40 degree flood
- 2700K
- 250 Lumens
- COB technology

DIMENSIONS

- 6.25" L x 2.5" W across the front shroud



AF1300BK



AF1300BZ



LXC2-MR16

Area Flood

AF2300WB/CB

MATERIAL / FEATURES

- Heavy duty cast brass
- Shock and heat resistant flat clear and frosted glass lens
- Includes (GS1) ABS ground stake, 1/2" NPT thread, slotted for installation
- EPDM rubber bug plug, prevents moisture/bugs from entering fixture
- Thumb screw on knuckle for easy field adjustment
- Double O-ring seal for added moisture protection
- (WB) Weathered Brass
 - WB Brass finish will patina / tarnish depending on environmental conditions
- (CB) Carbon Black
 - CB cast brass fixtures finished with a superior top quality Dupont polyester powder coating
- Includes two AC-102 silicone filled wire connectors
- Fixture - lifetime warranty

ELECTRICAL

- 12 volt fixture
- 3' - #18/2 direct bury landscape lighting wire
- HI-temp ceramic socket w/nickel contacts, stainless steel springs, and Teflon jacketed wire leads
- Lamp required - two options:
 - MR16 50 W Max
 - T3 35 W Max
- Low voltage transformer required (not included)
- C ETL listed and approved

LED LAMP OPTIONS

- LXC2-MR16 lamps
- LXC3-MR16 lamps
- LXC5-MR16 lamps
- LV1-T3
- LV2-T3
- LV3-T3

DIMENSIONS

- 6.75 L x 4" W x 3" H across the front shroud



AF2300WB



AF2300CB



LV1-T3



LV2-T3



LV3-T3



LXC2-MR16



LXC3-MR16



LXC5-MR16

Area Flood

AF2300WB-LV2T3

KITTED FIXTURE

PRODUCT DESCRIPTION

- The AF2300WB-LV2T3 includes:
 - AF2300WB cast brass WB large area flood
 - (GS1) ABS ground stake
 - LV2-T3-27K lamp
- Includes two AC-102 silicone filled wire connectors
- Fixture - lifetime warranty
- LED lamp - 5 year warranty

LED LAMP INCLUDED

- LV2-T3-27K
- 9-15 V AC/DC
- T3 BI pin lamp
- IP67 rated
- Silica gel filled
- 35 x 35 SMD chipset
- 2700K
- 180 Lumens
- C ETL listed and approved
- FCC certified

DIMENSIONS

- 6.75 L x 4" W x 3" H across the front shroud



AF2300WB



LV2-T3

Area Flood

AF2300WB-LXC2

KITTED FIXTURE

PRODUCT DESCRIPTION

- The AF2300WB-LXC2 includes:
 - AF2300WB cast brass WB large area flood
 - (GS1) ABS ground stake
 - LXC2-MR16-FL-27K LED lamp
- Includes two AC-102 silicone filled wire connectors
- Fixture - lifetime warranty
- LED lamp - 7 year warranty

LED LAMP INCLUDED

- LXC2-MR16-FL-27K
- 9-15 V AC/DC
- Constant current driver for long life
- FCC certified
- C ETL listed and approved
- 40 degree flood
- 2700K
- 250 Lumens
- COB technology

DIMENSIONS

- 6.75 L x 4" W x 3" H across the front shroud



AF2300WB



LXC2-MR16

Integrated LED Mini Flood

ILED-AF4407BZ

MATERIAL / FEATURES

- Heavy duty cast aluminum
- Includes (GS-mini) ABS ground stake, 1/2" NPT thread, slotted for ease of installation
- 270° adjustable rotating mount
- Weather resistant powder coat finish - aluminum
 - (BZ) Bronze - AF4407BZ
- Includes two AC-102 silicone filled wire connectors
- Fixture - 10 year warranty

ELECTRICAL

- Input 9-15 volts
- 10' - #18/2 direct bury landscape lighting wire
- Integrated LED's - no lamp required
- LED diodes have 90° beam spread
- Low voltage transformer required (not included)
- C ETL listed and approved
- FCC certified

LED - LIGHTING MODULE

- Integrated LED - no lamp required
- 100 Lumens, 1.25 Watts, 2 VA, .62 PF
- 2700K Kelvin temperature

DIMENSIONS

- LED light bar - 7" W x .75" H x .5" D
- Post - 5.75" H x .33" W
- Mini ground stake - 7" H x 1" W (GS-mini)



Intertek



ILED-AF4407BZ

UW

Universal Well



Universal Well

UW8120BK

MATERIAL / FEATURES

- ABS well sleeve - black
- Includes clear plastic lens
- Includes stainless steel adjustable PAR 36 Gimbal
- Weathered brass covers (optional)
 - UC2940WB
 - Includes clear and optional frosted lens
 - UC2941WB
 - Includes clear and optional frosted louvered lens
- Includes two AC-102 silicone filled wire connectors
- Fixture - lifetime warranty

ELECTRICAL

- 3' - #18/2 direct bury landscape lighting wire with terminal spade connectors
- Lamp required - PAR36 75 W Max
- Low voltage transformer required (not included)
- C ETL listed and approved

LED LAMP OPTIONS

- LVC2-PAR36
- LVC3-PAR36
- LVC5-PAR36

DIMENSIONS

- 5.5" W x 5.75" H on short side x 8" H on long side



UW8120BK



UC2940WB



UC2941WB



LVC2-PAR36



LVC3-PAR36



LVC5-PAR36

Universal Well

UW6300BK

MATERIAL / FEATURES

- Injection molded poly glass body - black
- Water tight wire connector (underside)
- 25° adjustable bracket provides interior tilt for lamp
- Cast aluminum or cast brass cover required (not included)
- Includes two AC-102 silicone filled wire connectors
- Fixture - lifetime warranty

ELECTRICAL

- 12 volt fixture
- 3" - #18/2 direct bury landscape lighting wire
- HI-temp ceramic socket w/nickel contacts stainless steel springs, and Teflon jacketed wire leads
- Lamp required - MR16 50 W Max
- Low voltage transformer required (not included)
- C ETL listed and approved

LED LAMP OPTIONS

- LXC2-MR16 lamps
- LXC3-MR16 lamps
- LXC5-MR16 lamps

DIMENSIONS

- 4.875" W x 4.5" H



UW6300BK



LXC2-MR16



LXC3-MR16



LXC5-MR16

Universal Well

BRASS

KITTED FIXTURE

PRODUCT DESCRIPTION

- Kitted fixtures include cover and well - no lamp
 - UW2300WB - NL
 - UW2301WB - NL
 - UW2302WB - NL
 - UW2306WB - NL
- Kitted fixtures include cover, well and lamp
 - UW2300WB - LXC2
 - UW2301WB - LXC2
 - UW2302WB - LXC2
 - UW2306WB - LXC2
- Fixture - lifetime warranty
- LED lamp - 7 year warranty

LED LAMP INCLUDED

- LXC2-MR16 lamps
- LXC3-MR16 lamps
- LXC5-MR16 lamps



UW2300WB-NL



UW2300WB-LXC2



UW2301WB-NL



UW2301WB-LXC2



UW2302WB-NL



UW2302WB-LXC2



UW2306WB-NL



UW2306WB-LXC2



Universal Well Covers

MATERIAL / FEATURES

- Heavy duty cast aluminum covers
 - UC1300BK/BZ
 - UC1301BK/BZ
 - UC1302BK/BZ
 - UC1306BK/BZ
 - 10 year warranty
- Heavy duty cast brass covers
 - UC2300WB/CB
 - UC2301WB/CB
 - UC2302WB/CB
 - UC2306WB/CB
 - Lifetime warranty
- Stainless steel screws
- Shock and heat resistant glass lens
- EPDM rubber gasket
- Weather resistant powder coat finish - aluminum
 - (BK) Black
 - (BZ) Bronze
- (WB) Weathered Brass
 - WB Brass finish will patina / tarnish depending on environmental conditions
- (CB) Carbon Black
 - CB cast brass fixtures finished with a superior top quality Dupont polyester powder coating
- UW6300BK well light required (not included)

ELECTRICAL

- Lamp required - MR16 50 W Max
- Low voltage transformer required (not included)
- Wire connectors required (not included)
- C ETL listed and approved

DIMENSIONS

- UC1300BK/BZ - 4.375" W x .33" H
- UC1301BK/BZ - 4.375" W x .33" H
- UC1302BK/BZ - 4.375" W x 1.875" H
- UC1306BK/BZ - 4.375" W x 3" H
- UC2300WB/CB - 4.375" W x .33" H
- UC2301WB/CB - 4.375" W x .33" H
- UC2302WB - 4.375" W x 1.875" H
- UC2306WB/CB - 4.375" W x 3" H



UC1300BK



UC1300BZ



UC1301BK



UC1301BZ



UC1302BK



UC1302BZ



UC1306BK



UC1306BZ



UC2300WB



UC2300CB



UC2301WB



UC2301CB



UC2302WB



UC2302CB



UC2306WB



UC2306CB

BRASS



ALUMINUM



KITTED FIXTURE

PRODUCT DESCRIPTION

- Kitted fixtures include cover and well - no lamp
 - UW1300BK - NL*
 - UW1300BZ - NL
 - UW1301BK - NL*
 - UW1301BZ - NL
 - UW1302BK - NL*
 - UW1302BZ - NL*
 - UW1306BK - NL*
 - UW1306BZ - NL*
- Kitted fixtures include cover, well and lamp
 - UW1300BK - LXC2*
 - UW1300BZ - LXC2
 - UW1301BK - LXC2*
 - UW1301BZ - LXC2
 - UW1302BK - LXC2*
 - UW1302BZ - LXC2*
 - UW1306BK - LXC2*
 - UW1306BZ - LXC2*
- Fixture - 10 year warranty
- LED lamp - 7 year warranty

LED LAMP INCLUDED

- LXC2-MR16 lamps
- LXC3-MR16 lamps
- LXC5-MR16 lamps



UW1300BK/BZ-NL



UW1300BK/BZ-LXC2



UW1301BK/BZ-NL



UW1301BK/BZ-LXC2



UW1302BK/BZ-NL



UW1302BK/BZ-LXC2



UW1306BK/BZ-NL



UW1306BK/BZ-LXC2

Recessed Light

ILED-RL BK SERIES

MATERIAL / FEATURES

- Integrated LED lighting fixture.
- Applications include core drilled installations in pavers, concrete, decks, steps, and downlights in soffits.
- Heat sink for maximum heat dissipation and life span.
- Thermal frosted lens to optimize even distribution of light.
- Heavy duty cast aluminum Dupont powder coated fixture.
- ABS plastic sleeve included for ease of installation.
- Stainless steel tension bar included for soffit applications.
- Watertight grommet to prevent moisture intrusion and provide strain relief
- Includes two AC-102 silicone filled wire connectors.
- Fixture - 10-year warranty

ELECTRICAL

- 12 volt fixture
- 10' 18/2 direct bury landscape lighting wire
- Low voltage transformer required (not included)
- C ETL listed and approved
- FCC Certified
- IP68

LED - LIGHTING MODULE

- LED module is completely encapsulated behind thermal glass lens
- COB Chipset technology
- ILED-RL1100BK-27K/30K
- ILED-RL1300BK-27K/30K
 - 100 Degree beam angle
 - 92 Lumen, 2.04 VA, 0.75 PF, 1.7 W
- ILED-RL1200BK-27K/30K
 - 60 Degree beam angle
 - 65 Lumen, 2.04 VA, 0.75 PF, 1.7 W
- ILED-RL1400BK-27K/30K
 - 115 Degree beam angle
 - 96 Lumen, 2.04 VA, 0.75 PF, 1.7 W

DIMENSIONS

- ILED-RL-1100 - 4.05" H, 1.89" W, 2.09" D
- ILED-RL-1200 - 1.31" H, 1.89" W, 2.09" D
- ILED-RL-1300 - 4.04" H, 2.25" W, 2.09" D
- ILED-RL-1400 - 5.14" H, 2.36" W, 2.09" D



ILED-RL1100BK-27K



ILED-RL1200BK-27K



Intertek



ILED-RL1300BK-27K



ILED-RL1400BK-27K

Recessed Light

ILED-RL CB SERIES

MATERIAL / FEATURES

- Integrated LED lighting fixture
- Applications include core drilled installations in pavers, concrete, decks, steps, and downlights in soffits.
- Heat sink for maximum heat dissipation and life span.
- Thermal frosted lens to optimize even distribution of light
- Heavy duty cast brass with Dupont Carbon Black powder coated fixture.
- ABS plastic sleeve included for ease of installation.
- Stainless steel tension bar included for soffit applications.
- Watertight grommet to prevent moisture intrusion and provide strain relief
- Includes two AC-102 silicone filled wire connectors
- Fixture - 10-year warranty

ELECTRICAL

- 12-volt fixture
- 10' 18/2 direct bury landscape lighting wire
- Low voltage transformer required (not included)
- C ETL listed and approved
- FCC Certified
- IP68

LED - LIGHTING MODULE

- LED module is completely encapsulated behind thermal glass lens
- COB Chipset technology
- ILED-RL2100BK-27K/30K
- ILED-RL2300BK-27K/30K
 - 100 Degree beam angle
 - 92 Lumen, 2.04 VA, 0.75 PF, 1.7 W
- ILED-RL2200BK-27K/30K
 - 60 Degree beam angle
 - 65 Lumen, 2.04 VA, 0.75 PF, 1.7 W
- ILED-RL2400BK-27K/30K
 - 115 Degree beam angle
 - 96 Lumen, 2.04 VA, 0.75 PF, 1.7 W

DIMENSIONS

- ILED-RL-2100 - 4.05" H, 1.89" W, 2.09" D
- ILED-RL-2200 - 1.31" H, 1.89" W, 2.09" D
- ILED-RL-2300 - 4.04" H, 2.25" W, 2.09" D
- ILED-RL-2400 - 5.14" H, 2.36" W, 2.09" D



ILED-RL2100CB-27K



ILED-RL2200CB-27K



Intertek



ILED-RL2300CB-27K



ILED-RL2400CB-27K

UP

Universal Path



Universal Path



Universal Shade

US1301BK/BZ

MATERIAL / FEATURES

- Heavy duty cast aluminum
- Powder coated reflective white under shade
- Industrial grade hub assembly includes:
 - Rugged O ring seal for added moisture protection
 - Frosted plastic lens
- Design ensures shades are always level on posts
- Weather resistant powder coat finish - aluminum
 - (BK) Black - US1301BK
 - (BZ) Bronze - US1301BZ
- Universal Post (UP) and lamp required (not included - see options)
 - UP1112BK - 12" Universal Post Black
 - UP1112BZ - 12" Universal Post Bronze
 - UP1115BK - 15" Universal Post Black
 - UP1115BZ - 15" Universal Post Bronze
 - UP1118BK - 18" Universal Post Black
 - UP1118BZ - 18" Universal Post Bronze
- Fixture - 10 year warranty

ELECTRICAL

- 12 volt fixture
- 3' - #18/2 direct bury landscape lighting wire
- HI-temp ceramic socket w/nickel contacts, stainless steel springs, and Teflon jacketed wire leads
- T3 35 W Max G4 base lamp required (not included)
- Low voltage transformer required (not included)
- Wire connectors required (not included)
- C ETL listed and approved

LED LAMP OPTIONS

- LV1-T3
- LV2-T3
- LV3-T3

DIMENSIONS

- 3.5" W x 3.525" H



US1301BK



US1301BZ



Intertek



LV1-T3



LV2-T3



LV3-T3

Universal Path

UPL1301BK/BZ-12LV2T3

KITTED FIXTURE

PRODUCT DESCRIPTION

- The UPL1301BK-12LV2T3 includes:
 - US13001BK cast aluminum universal shade
 - UP112BK 12" extruded aluminum universal post
 - GS1) ABS ground stake
 - LV2-T3-27K LED lamp
- The UPL1301BZ-12LV2T3 includes:
 - US1301BZ cast aluminum universal shade
 - UP1112BZ 12" extruded aluminum universal post
 - (GS1) ABS ground stake
 - LV2-T3 LED lamp
- Fixture - 10 year warranty
- LED lamp - 5 year warranty

LED LAMP INCLUDED

- LV2-T3-27K
- 9-15 V AC/DC
- T3 BI pin lamp
- IP67 rated
- Silica gel filled
- 35 x 35 SMD chipset
- 2700K
- 180 Lumens
- C ETL listed and approved
- FCC certified

DIMENSIONS

- 3.5" W x 3.525" H



US1301BZ



LV2-T3

Universal Shade

US1319BK/BZ

MATERIAL / FEATURES

- Heavy duty cast aluminum
- Powder coated reflective white under shade
- Industrial grade hub assembly includes:
 - Rugged O ring seal for added moisture protection
 - Frosted plastic lens
- Design ensures shades are always level on posts
- Weather resistant powder coat finish - aluminum
 - (BK) Black - US1319BK
 - (BZ) Bronze - US1319BZ
- Universal Post (UP) and lamp required (not included - see options)
 - UP1112BK - 12" Universal Post Black
 - UP1112BZ - 12" Universal Post Bronze
 - UP1115BK - 15" Universal Post Black
 - UP1115BZ - 15" Universal Post Bronze
 - UP1118BK - 18" Universal Post Black
 - UP1118BZ - 18" Universal Post Bronze
- Fixture - 10 year warranty

ELECTRICAL

- 12 volt fixture
- 3' - #18/2 direct bury landscape lighting wire
- HI-temp ceramic socket w/nickel contacts, stainless steel springs, and Teflon jacketed wire leads
- T3 35 W Max G4 base lamp required (not included)
- Low voltage transformer required (not included)
- Wire connectors required (not included)
- C ETL listed and approved

LED LAMP OPTIONS

- LV1-T3
- LV2-T3
- LV3-T3

DIMENSIONS

- 6.25" W x 3.5" H



US1319BK



US1319BZ



LV1-T3



LV2-T3



LV3-T3

Universal Path

UPL1319BK/BZ-15LV2T3

KITTED FIXTURE

PRODUCT DESCRIPTION

- The UPL1319BK-15LV2T3 includes:
 - US1319BK cast aluminum universal shade
 - UP1115BK 15" extruded aluminum universal post
 - GS1) ABS ground stake
 - LV2-T3 LED lamp
- The UPL1319BZ-15LV2T3 includes:
 - US1319BZ cast aluminum universal shade
 - UP1115BZ 15" extruded aluminum universal post
 - (GS1) ABS ground stake
 - LV2-T3 LED lamp
- Fixture - 10 year warranty
- LED lamp - 5 year warranty

LED LAMP INCLUDED

- LV2-T3-27K
- 9-15 V AC/DC
- T3 BI pin lamp
- IP67 rated
- Silica gel filled
- 35 x 35 SMD chipset
- 2700K
- 180 Lumens
- C ETL listed and approved
- FCC certified

DIMENSIONS

- 6.25" W x 3.5" H



US1319BZ



LV2-T3



Universal Shade

US1403BK/BZ

MATERIAL / FEATURES

- Heavy duty cast aluminum
- Powder coated reflective white under shade
- Industrial grade hub assembly includes:
 - Rugged O ring seal for added moisture protection
 - Frosted plastic lens
- Design ensures shades are always level on posts
- Weather resistant powder coat finish - aluminum
 - (BK) Black - US1403BK
 - (BZ) Bronze - US1403BZ
- Universal Post (UP) and lamp required (not included - see options)
 - UP1112BK - 12" Universal Post Black
 - UP1112BZ - 12" Universal Post Bronze
 - UP1115BK - 15" Universal Post Black
 - UP1115BZ - 15" Universal Post Bronze
 - UP1118BK - 18" Universal Post Black
 - UP1118BZ - 18" Universal Post Bronze
- Fixture - 10 year warranty

ELECTRICAL

- 12 volt fixture
- 3' - #18/2 direct bury landscape lighting wire
- HI-temp ceramic socket w/nickel contacts, stainless steel springs, and Teflon jacketed wire leads
- T3 35 W Max G4 base lamp required (not included)
- Low voltage transformer required (not included)
- Wire connectors required (not included)
- C ETL listed and approved

LED LAMP OPTIONS

- LV1-T3
- LV2-T3
- LV3-T3

DIMENSIONS

- 7.875" W x 3.5" H



US1403BK



US1403BZ



Intertek



LV1-T3



LV2-T3



LV3-T3

Universal Path

UPL1403BK/BZ-15LV2T3

KITTED FIXTURE

PRODUCT DESCRIPTION

- The UPL1403BK-15LV2T3 includes:
 - US1403BK cast aluminum universal shade
 - UP1115BK 15" extruded aluminum universal post
 - GS1) ABS ground stake
 - LV2-T3 LED lamp
- The UPL1403BZ-15LV2T3 includes:
 - US1403BZ cast aluminum universal shade
 - UP1115BZ 15" extruded aluminum universal post (GS1) ABS ground stake
 - LV2-T3 LED lamp
- Fixture - 10 year warranty
- LED lamp - 5 year warranty

LED LAMP INCLUDED

- LV2-T3-27K
- 9-15 V AC/DC
- T3 BI pin lamp
- IP67 rated
- Silica gel filled
- 35 x 35 SMD chipset
- 2700K
- 180 Lumens
- C ETL listed and approved
- FCC certified

DIMENSIONS

- 7.875" W x 3.5" H



US1403BZ



LV2-T3-27K

Universal Shade

US1607BK/BZ

MATERIAL / FEATURES

- Heavy duty cast aluminum
- Powder coated reflective white under shade
- Industrial grade hub assembly includes:
 - Rugged O ring seal for added moisture protection
 - Frosted plastic lens
- Design ensures shades are always level on posts
- Weather resistant powder coat finish - aluminum
 - (BK) Black - US1607BK
 - (BZ) Bronze - US1607BZ
- Universal Post (UP) and lamp required (not included - see options)
- UP1112BK - 12" Universal Post Black
 - UP1112BZ - 12" Universal Post Bronze
- UP1115BK - 15" Universal Post Black
 - UP1115BZ - 15" Universal Post Bronze
- UP1118BK - 18" Universal Post Black
 - UP1118BZ - 18" Universal Post Bronze
- Fixture - 10 year warranty

ELECTRICAL

- 12 volt fixture
- 3' - #18/2 direct bury landscape lighting wire
- HI-temp ceramic socket w/nickel contacts, stainless steel springs, and Teflon jacketed wire leads
- T3 35 W Max G4 base lamp required (not included)
- Low voltage transformer required (not included)
- Wire connectors required (not included)
- C ETL listed and approved

LED LAMP OPTIONS

- LV1-T3
- LV2-T3
- LV3-T3

DIMENSIONS

- 6" W x 2.375" H



US1607BK



US1607BZ



Intertek



LV1-T3



LV2-T3



LV3-T3

Universal Path

UPL1607BK/BZ-15LV2T3

KITTED FIXTURE

PRODUCT DESCRIPTION

- The UPL1607BK-15LV2T3 includes:
 - US1607BK cast aluminum universal shade
 - UP1115BK 15" extruded aluminum universal post
 - (GS1) ABS ground stake
 - LV2-T3 LED lamp
- The UPL1607BZ-15LV2T3 includes:
 - US1607BZ cast aluminum universal shade
 - UP1115BZ 15" extruded aluminum universal post
 - GS1) ABS ground stake
 - LV2-T3 LED lamp
- Fixture - 10 year warranty
- LED lamp - 5 year warranty

LED LAMP INCLUDED

- LV2-T3-27K
- 9-15 V AC/DC
- T3 BI pin lamp
- IP67 rated
- Silica gel filled
- 35 x 35 SMD chipset
- 2700K
- 180 Lumens
- C ETL listed and approved
- FCC certified

DIMENSIONS

- 6" W x 2.375" H



US1607BZ



LV2-T3-27K

Universal Shade

US1609BK/BZ

MATERIAL / FEATURES

- Heavy duty cast aluminum
- Powder coated reflective white under shade
- Industrial grade hub assembly includes:
 - Rugged O ring seal for added moisture protection
 - Frosted plastic lens
- Design ensures shades are always level on posts
- Weather resistant powder coat finish - aluminum
 - (BK) Black - US1609BK
 - (BZ) Bronze - US1609BZ
- Universal Post (UP) and lamp required (not included - see options)
 - UP1112BK - 12" Universal Post Black
 - UP1112BZ - 12" Universal Post Bronze
 - UP1115BK - 15" Universal Post Black
 - UP1115BZ - 15" Universal Post Bronze
 - UP1118BK - 18" Universal Post Black
 - UP1118BZ - 18" Universal Post Bronze
- Fixture - 10 year warranty

ELECTRICAL

- 12 volt fixture
- 3' - #18/2 direct bury landscape lighting wire
- HI-temp ceramic socket w/nickel contacts, stainless steel springs, and Teflon jacketed wire leads
- T3 35 W Max G4 base lamp required (not included)
- Low voltage transformer required (not included)
- Wire connectors required (not included)
- C ETL listed and approved

LED LAMP OPTIONS

- LV1-T3
- LV2-T3
- LV3-T3

DIMENSIONS

- 8.5" W x 3" H



US1609BK



US1609BZ



LV1-T3



LV2-T3



LV3-T3

Universal Path

UPL1609BK/BZ-15LV2T3

KITTED FIXTURE

PRODUCT DESCRIPTION

- The UPL1609BK-18LV2T3 includes:
 - US1609BK cast aluminum universal shade
 - UP1118BK 18" extruded aluminum universal post
 - (GS3) ABS ground stake
 - LV2-T3 LED lamp
- The UPL1609BZ-18LV2T3 includes:
 - US1609BZ cast aluminum universal shade
 - UP1118BZ 18" extruded aluminum universal post
 - (GS3) ABS ground stake
 - LV2-T3 LED lamp
- Fixture - 10 year warranty
- LED lamp - 5 year warranty

LED LAMP INCLUDED

- LV2-T3-27K
- 9-15 V AC/DC
- T3 BI pin lamp
- IP67 rated
- Silica gel filled
- 35 x 35 SMD chipset
- 2700K
- 180 Lumens
- C ETL listed and approved
- FCC certified

DIMENSIONS

- 8.5" W x 3" H



US1609BZ



LV2-T3

Universal Shade

US2301WB/CB

MATERIAL / FEATURES

- Heavy duty cast brass
- Powder coated reflective white under shade
- Industrial grade hub assembly includes:
 - Rugged O ring seal for added moisture protection
 - Frosted plastic lens
- Design ensures shades are always level on posts
- (WB) Weathered Brass
 - WB Brass finish will patina / tarnish depending on environmental conditions
- (CB) Carbon Black
 - CB cast brass fixtures finished with a superior top quality Dupont polyester powder coating
- Universal post (UP) and lamp required (not included - see options)
 - UP2112WB/CB - 12" Universal Post - Weathered Brass/Carbon Black
 - UP2115WB/CB - 15" Universal Post - Weathered Brass/Carbon Black
 - UP2118WB/CB - 18" Universal Post - Weathered Brass/Carbon Black
 - UP2124WB/CB - 24" Universal Post - Weathered Brass/Carbon Black
- Fixture - lifetime warranty

ELECTRICAL

- 12 volt fixture
- 3' - #18/2 direct bury landscape lighting wire
- HI-temp ceramic socket w/nickel contacts, stainless steel springs, and Teflon jacketed wire leads
- T3 35 W Max G4 base lamp required (not included)
- Low voltage transformer required (not included)
- Wire connectors required (not included)
- C ETL listed and approved

LED LAMP OPTIONS

- LV1-T3
- LV2-T3
- LV3-T3

DIMENSIONS

- 3.5" W x 3.5" H



US2301WB



US2301CB



LV1-T3



LV2-T3



LV3-T3

Universal Path

UPL2301WB-12LV2T3

KITTED FIXTURE

PRODUCT DESCRIPTION

- The UPL2301WB-12LV2T3 includes:
 - US2301WB cast brass universal shade
 - UP2112WB 12" extruded brass universal post
 - (GS1) ABS ground stake
 - LV2-T3 LED lamp
- Fixture - lifetime warranty
- LED lamp - 5 year warranty

LED LAMP INCLUDED

- LV2-T3-27K
- 9-15 V AC/DC
- T3 BI pin lamp
- IP67 rated
- Silica gel filled
- 35 x 35 SMD chipset
- 2700K
- 180 Lumens
- C ETL listed and approved
- FCC certified

DIMENSIONS

- 3.5" W x 3.5" H



US2301WB



LV2-T3

Universal Shade

US2319WB/CB

MATERIAL / FEATURES

- Heavy duty cast brass
- Powder coated reflective white under shade
- Industrial grade hub assembly includes:
 - Rugged O ring seal for added moisture protection
 - Frosted plastic lens
- Design ensures shades are always level on posts
- (WB) Weathered Brass
 - WB Brass finish will patina / tarnish depending on environmental conditions
- (CB) Carbon Black
 - CB cast brass fixtures finished with a superior top quality Dupont polyester powder coating
- Universal post (UP) and lamp required (not included - see options)
 - UP2112WB/CB - 12" Universal Post - Weathered Brass/Carbon Black
 - UP2115WB/CB - 15" Universal Post - Weathered Brass/Carbon Black
 - UP2118WB/CB - 18" Universal Post - Weathered Brass/Carbon Black
 - UP2124WB/CB - 24" Universal Post - Weathered Brass/Carbon Black
- Fixture - lifetime warranty

ELECTRICAL

- 12 volt fixture
- 3' - #18/2 direct bury landscape lighting wire
- HI-temp ceramic socket w/nickel contacts, stainless steel springs, and Teflon jacketed wire leads
- T3 35 W Max G4 base lamp required (not included)
- Low voltage transformer required (not included)
- Wire connectors required (not included)
- C ETL listed and approved

LED LAMP OPTIONS

- LV1-T3
- LV2-T3
- LV3-T3

DIMENSIONS

- 6.25" W x 3.5" H



US2319WB



Intertek



US2319CB



LV1-T3



LV2-T3



LV3-T3

Universal Path

UPL2319WB-15LV2T3

KITTED FIXTURE

PRODUCT DESCRIPTION

- The UPL2319WB-15LV2T3 includes:
 - US2319WB cast brass universal shade
 - UP2115WB 15" extruded brass universal post
 - (GS1) ABS ground stake
 - LV2-T3 LED Lamp
- Fixture - lifetime warranty
- LED lamp - 5 year warranty

LED LAMP INCLUDED

- LV2-T3-27K
- 9-15 V AC/DC
- T3 BI pin lamp
- IP67 rated
- Silica gel filled
- 35 x 35 SMD chipset
- 2700K
- 180 Lumens
- C ETL listed and approved
- FCC certified

DIMENSIONS

- 6.25" W x 3.5" H



US2319WB



LV2-T3

Universal Shade

US2403WB/CB

MATERIAL / FEATURES

- Heavy duty cast brass
- Powder coated reflective white under shade
- Industrial grade hub assembly includes:
 - Rugged O ring seal for added moisture protection
 - Frosted plastic lens
- Design ensures shades are always level on posts
- (WB) Weathered Brass
 - WB Brass finish will patina / tarnish depending on environmental conditions
- (CB) Carbon Black
 - CB cast brass fixtures finished with a superior top quality Dupont polyester powder coating
- Universal post (UP) and lamp required (not included - see options)
 - UP2112WB/CB - 12" Universal Post - Weathered Brass/Carbon Black
 - UP2115WB/CB - 15" Universal Post - Weathered Brass/Carbon Black
 - UP2118WB/CB - 18" Universal Post - Weathered Brass/Carbon Black
 - UP2124WB/CB - 24" Universal Post - Weathered Brass/Carbon Black
- Fixture - lifetime warranty

ELECTRICAL

- 12 volt fixture
- 3' - #18/2 direct bury landscape lighting wire
- HI-temp ceramic socket w/nickel contacts, stainless steel springs, and Teflon jacketed wire leads
- T3 35 W Max G4 base lamp required (not included)
- Low voltage transformer required (not included)
- Wire connectors required (not included)
- C ETL listed and approved

LED LAMP OPTIONS

- LV1-T3
- LV2-T3
- LV3-T3

DIMENSIONS

- 7.875" W x 3.5" H



US2403WB



US2403CB



Intertek



LV1-T3



LV2-T3



LV3-T3

Universal Path

UPL2403WB-15LV2T3

KITTED FIXTURE

PRODUCT DESCRIPTION

- The UPL23403WB-15LV2T3 includes:
 - US23403WB cast brass universal shade
 - UP2115WB 15" extruded brass universal post
 - (GS1) ABS ground stake
 - LV2-T3 LED lamp
- Fixture - lifetime warranty
- LED lamp - 5 year warranty

LED LAMP INCLUDED

- LV2-T3-27K
- 9-15 V AC/DC
- T3 BI pin lamp
- IP67 rated
- Silica gel filled
- 35 x 35 SMD chipset
- 2700K
- 180 Lumens
- C ETL listed and approved
- FCC certified

DIMENSIONS

- 7.875" W x 3.5" H



US2403WB



LV2-T3

Universal Path

UPL2506WB/CB-15LV2T3

KITTED FIXTURE

PRODUCT DESCRIPTION

- The UPL2506WB-15LV2T3 includes:
 - WB cast brass universal shade
 - UP2115WB 15" extruded brass universal post
 - (GS1) ABS ground stake
 - LV2-T3 LED lamp
- The UPL2506CB-15LV2T3 includes:
 - CB cast brass universal shade
 - UP2115CB 15" extruded brass universal post
 - (GS1) ABS ground stake
 - LV2-T3 LED lamp
- Fixture - lifetime warranty
- LED lamp - 5 year warranty

LED LAMP INCLUDED

- LV2-T3-27K
- 9-15 V AC/DC
- T3 BI pin lamp
- IP67 rated
- Silica gel filled
- 35 x 35 SMD chipset
- 2700K
- 180 Lumens
- C ETL listed and approved
- FCC certified

DIMENSIONS

- 6" W x 19" H



UPL2506WB

UPL2506CB



LV2-T3

Universal Shade

US2607WB

MATERIAL / FEATURES

- Heavy duty cast brass
- Powder coated reflective white under shade
- Industrial grade hub assembly includes:
 - Rugged O ring seal for added moisture protection
 - Frosted plastic lens
- Design ensures shades are always level on posts
- (WB) Weathered Brass
 - WB Brass finish will patina / tarnish depending on environmental conditions
- Universal post (UP) and lamp required (not included - see options)
 - UP2112WB - 12" Universal Post
 - UP2115WB - 15" Universal Post
 - UP2118WB - 18" Universal Post
 - UP2124WB - 24" Universal Post
- Fixture - lifetime warranty

ELECTRICAL

- 12 volt fixture
- 3' - #18/2 direct bury landscape lighting wire
- HI-temp ceramic socket w/nickel contacts, stainless steel springs, and Teflon jacketed wire leads
- T3 35 W Max G4 base lamp required (not included)
- Low voltage transformer required (not included)
- Wire connectors required (not included)
- C ETL listed and approved

LED LAMP OPTIONS

- LV1-T3
- LV2-T3
- LV3-T3

DIMENSIONS

- 6" W x 2.375" H



US2607WB



Intertek



LV1-T3



LV2-T3



LV3-T3

Universal Path

UPL2607WB-15LV2T3

KITTED FIXTURE

PRODUCT DESCRIPTION

- The UPL2607WB-15LV2T3 includes:
 - US2607WB cast brass universal shade
 - UP2115WB 15" extruded brass universal post
 - LV2-T3 LED lamp
 - (GS1) ABS ground stake
- Fixture - lifetime warranty
- LED lamp - 5 year warranty

LED LAMP INCLUDED

- LV2-T3-27K
- 9-15 V AC/DC
- T3 BI pin lamp
- IP67 rated
- Silica gel filled
- 35 x 35 SMD chipset
- 2700K
- 180 Lumens
- C ETL listed and approved
- FCC certified

DIMENSIONS

- 6" W x 2.375" H



US2607WB



LV2-T3

Universal Shade

US2609WB

MATERIAL / FEATURES

- Heavy duty cast brass
- Powder coated reflective white under shade
- Industrial grade hub assembly includes:
 - Rugged O ring seal for added moisture protection
 - Frosted plastic lens
- Design ensures shades are always level on posts
- (WB) Weathered Brass
 - WB Brass finish will patina / tarnish depending on environmental conditions
- Universal post (UP) and lamp required (not included - see options)
 - UP2112WB - 12" Universal Post
 - UP2115WB - 15" Universal Post
 - UP2118WB - 18" Universal Post
 - UP2124WB - 24" Universal Post
- Fixture - lifetime warranty

ELECTRICAL

- 12 volt fixture
- 3' - #18/2 direct bury landscape lighting wire
- HI-temp ceramic socket w/nickel contacts, stainless steel springs, and Teflon jacketed wire leads
- T3 35 W Max G4 base lamp required (not included)
- Low voltage transformer required (not included)
- Wire connectors required (not included)
- C ETL listed and approved

LED LAMP OPTIONS

- LV1-T3
- LV2-T3
- LV3-T3

DIMENSIONS

- 8.5" W x 3" H



US2609WB



Intertek



LV1-T3



LV2-T3



LV3-T3

Universal Path

UPL2609WB-15LV2T3

KITTED FIXTURE

PRODUCT DESCRIPTION

- The UPL2609WB-18LV2T3 includes:
 - US2609WB cast brass universal shade
 - UP2118WB 18" extruded brass universal post
 - LV2-T3 LED lamp
 - (GS3) ABS ground stake
- Fixture - lifetime warranty
- LED lamp - 5 year warranty

LED LAMP INCLUDED

- LV2-T3-27K
- 9-15 V AC/DC
- T3 BI pin lamp
- IP67 rated
- Silica gel filled
- 35 x 35 SMD chipset
- 2700K
- 180 Lumens
- C ETL listed and approved
- FCC certified

DIMENSIONS

- 8.5" W x 3" H



US2609WB



LV2-T3

Universal Post

ALUMINUM

MATERIAL / FEATURES

- Heavy duty cast aluminum
- EPDM rubber bug plug prevents moisture/bugs from entering fixture
- Chevron O-ring for secure fit
- (GS1) ABS ground stake
- Weather resistant powder coat finish - aluminum
 - (BK) Black
 - (BZ) Bronze
- Universal Shade (US) and lamp required (not included - see options)
 - UP1112BK - 12" Universal Post - Black
 - UP1112BZ - 12" Universal Post - Bronze
 - UP1115BK - 15" Universal Post - Black
 - UP1115BZ - 15" Universal Post - Bronze
 - UP1118BK - 18" Universal Post - Black
 - UP1118BZ - 18" Universal Post - Bronze
- Fixture - 10 year warranty

ELECTRICAL

- 12 volt fixture
- 3' - #18/2 direct bury landscape lighting wire
- HI-temp ceramic socket w/nickel contacts, stainless steel springs, and Teflon jacketed wire leads
- T3 35 W Max G4 base lamp required (not included)
- Low voltage transformer required (not included)
- Wire connectors required (not included)
- C ETL listed and approved

LED LAMP OPTIONS

- LV1-T3
- LV2-T3
- LV3-T3

DIMENSIONS

- UP1112BK/BZ - 1"W x 12"H
- UP1115BK/BZ - 1"W x 15"H
- UP1118BK/BZ - 1"W x 18"H



UP1112BK



UP1115BK



UP1118BK



Intertek



UP1112BZ



UP1115BZ



UP1118BZ



LV1-T3



LV2-T3



LV3-T3

Universal Post

BRASS

MATERIAL / FEATURES

- Heavy duty cast brass
- EPDM rubber bug plug prevents moisture/bugs from entering fixture
- Chevron O-ring for secure fit
- (GS1) ABS ground stake
- (WB) Weathered Brass
 - WB Brass finish will patina / tarnish depending on environmental conditions
- (CB) Carbon Black
 - CB cast brass fixtures finished with a superior top quality Dupont polyester powder coating
- Universal Shade (US) and lamp required (not included - see options)
 - UP2112WB/CB - 12" Universal Post - Weathered Brass/Carbon Black
 - UP2115WB/CB - 15" Universal Post - Weathered Brass/Carbon Black
 - UP2118WB/CB - 18" Universal Post - Weathered Brass/Carbon Black
 - UP2124WB/CB - 24" Universal Post - Weathered Brass/Carbon Black
 - (GS3) ABS ground stake
- Fixture - lifetime warranty

ELECTRICAL

- 12 volt fixture
- 3' - #18/2 direct bury landscape lighting wire
- HI-temp ceramic socket w/nickel contacts, stainless steel springs, and Teflon jacketed wire leads
- T3 35 W Max G4 base lamp required (not included)
- Low voltage transformer required (not included)
- Wire connectors required (not included)
- C ETL listed and approved

LED LAMP OPTIONS

- LV1-T3
- LV2-T3
- LV3-T3


DIMENSIONS

- UP2112WB - 1" w X 12"H
- UP2115WB - 1" w X 15"H
- UP2118WB - 1" w X 18"H
- UP2124WB - 1" w X 24"H



CP

Contemporary Path



Contemporary Path

PL1100BK/BZ

MATERIAL / FEATURES

- Heavy duty cast aluminum
- Uni-body laser welded for long life
- Clear lamp compartment cover
- Includes polished aluminum reflector
- Weather resistant powder coat finish - aluminum
 - (BK) Black - PL1100BK
 - (BZ) Bronze - PL1100BZ
- Lamp required (not included - see options)
- (GS3) ABS ground stake
- Fixture – 10-year warranty

ELECTRICAL

- 12 volt fixture
- 3' - #18/2 direct bury landscape lighting wire
- HI-temp ceramic socket w/nickel contacts, stainless steel springs, and Teflon jacketed wire leads
- T3 35 W Max G4 base lamp required (not included)
- Low voltage transformer required (not included)
- Includes wire connectors
- C ETL listed and approved

LED LAMP OPTIONS

- LV1-T3
- LV2-T3
- LV3-T3

DIMENSIONS

- 1"W x 21"H x 6"D



PL1100BK



PL1100BZ



Intertek



LV1-T3



LV2-T3



LV3-T3

Contemporary Path

PL1100BK/BZ-LV2T3

KITTED FIXTURE

PRODUCT DESCRIPTION


- The PL1100BK/BZ-LV2T3 includes:
- Weather resistant powder coat finish - aluminum
 - (BK) Black - PL1100BK
 - (BZ) Bronze - PL1100BZ
- LV2-T3 LED lamp
- (GS3) ABS ground stake
- Fixture - 10 year warranty
- LED lamp - 5 year warranty

LED LAMP INCLUDED

- LV2-T3-27K
- 9-15 V AC/DC
- T3 BI pin lamp
- IP67 rated
- Silica gel filled
- 35 x 35 SMD chipset
- 2700K
- 180 Lumens
- C ETL listed and approved
- FCC certified

DIMENSIONS

- 1"W x 21"H x 6"D



PL1100BK



LV2-T3-27K

Contemporary Path

PL2100WB/CB

MATERIAL / FEATURES

- Heavy duty cast brass
- Uni-body laser welded for long life
- Clear lamp compartment cover
- (WB) Weathered Brass
 - WB Brass finish will patina / tarnish depending on environmental conditions
- (CB) Carbon Black
 - CB cast brass fixtures finished with a superior top quality Dupont polyester powder coating
- Lamp required (not included - see options)
- (GS3) ABS ground stake
- Fixture - lifetime warranty

ELECTRICAL

- 12 volt fixture
- 3' - #18/2 direct bury landscape lighting wire
- HI-temp ceramic socket w/nickel contacts, stainless steel springs, and Teflon jacketed wire leads
- T3 35 W Max G4 base lamp required (not included)
- Low voltage transformer required (not included)
- Includes wire connectors
- C ETL listed and approved

LED LAMP OPTIONS


- LV1-T3
- LV2-T3
- LV3-T3

DIMENSIONS

- 1"W x 21"H x 6"D



PL2100WB



PL2100CB



Intertek



LV1-T3



LV2-T3



LV3-T3

Contemporary Path

PL2100WB-LV2T3

KITTED FIXTURE

PRODUCT DESCRIPTION

- The PL2100WB-LV2T3 includes:
 - (WB) Weathered Brass
 - WB Brass finish will patina / tarnish depending on environmental conditions
 - LV2-T3 LED lamp
 - (GS3) ABS ground stake
 - Fixture - lifetime warranty
 - LED lamp - 5 year warranty

LED LAMP INCLUDED

- LV2-T3-27K
- 9-15 V AC/DC
- T3 BI pin lamp
- IP67 rated
- Silica gel filled
- 35 x 35 SMD chipset
- 2700K
- 180 Lumens
- C ETL listed and approved
- FCC certified

DIMENSIONS

- 1"W x 21"H x 6"D



PL2100WB



LV2-T3



Hybrid Integrated Contemporary Path

HI-PL1100BK/BZ

MATERIAL / FEATURES

- Heavy duty cast aluminum
- Uni-body laser welded for long life
- Clear lamp compartment cover
- Includes polished aluminum reflector
- Weather resistant powder coat finish - aluminum
 - (BK) Black - PL1100BK
 - (BZ) Bronze - PL1100BZ
- Lamp required (not included - see options)
- (GS3) ABS ground stake
- Fixture – 10-year warranty
- LED module – 10-year warranty

ELECTRICAL

- 12 volt fixture
- 3' - #18/2 direct bury landscape lighting wire
- Low voltage transformer required (not included)
- C ETL listed and approved
- FCC certified

LED - LIGHTING MODULE

- PL6605BZ LED Module
- 150 Lumens ,2Watts, .217VA, .76 PF

DIMENSIONS

- 1"W x 21"H x 6"D



HI-PL1100BK



HI-PL1100BZ



PL6605BZ

Hybrid Integrated Contemporary Path

HI-PL2100WB

MATERIAL / FEATURES

- Heavy duty cast brass
- Uni-body laser welded for long life
- Includes replaceable LL6605BZ LED module
- EPDM rubber bug plug, prevents moisture/bugs from entering fixture
- (WB) Weathered Brass
 - WB Brass finish will patina / tarnish depending on environmental conditions
- Includes two AC-102 silicone filled wire connectors
- (GS3) ABS ground stake
- Fixture - lifetime warranty
- LED module - 10 year warranty

ELECTRICAL

- 12 volt fixture
- 3' - #18/2 direct bury landscape lighting wire
- Low voltage transformer required (not included)
- C ETL listed and approved
- FCC certified

LED - LIGHTING MODULE

- PL6605BZ LED Module
- 150 Lumens ,2Watts, .217VA, .76 PF
- 2700K

DIMENSIONS

- 1"W x 21"H x 6"D



HI-PL2100WB



PL6605BZ

Integrated LED Contemporary Path

ILED-PL1500BK/BZ

MATERIAL / FEATURES


- Integrated LED adjustable lighting fixture
 - Multiple applications include path lighting, area lighting, flood lighting, sconce lighting
- Heat sink for maximum heat dissipation and life span
- Thermal frosted lens to optimize event distribution of light
- Adjustable LED head rotates 270 degrees
- EPDM rubber bug plug, prevents moisture/bugs from entering fixture
- Weather resistant powder coat finish - aluminum
 - (BK) Black - ILED-PL1500BK
 - (BZ) Bronze - ILED-PL1500BZ
- Includes two AC-102 silicone filled wire connectors
- Post: 1" x 1" x 22" H
- Shade: 5" x 5" x .75"
- (GS3) ABS ground stake
- Fixture - 10 year warranty

ELECTRICAL

- 12 Volt fixture
- 3' - #18/2 direct bury landscape lighting wire
- Low voltage transformer required (not included)
- C ETL listed and approved
- FCC certified

LED - LIGHTING MODULE

- LED module is encapsulated behind thermal plastic frosted lens
- COB chipset technology
- Heat sink for better thermal management
- 380 Lumen high output
- 140 degree beam spread
- 2700K
- 3.15W, 3.96 VA, .75 PF



Intertek



ILED-PL1500BK/BZ

Integrated LED Contemporary Path

ILED-PL2500WB

MATERIAL / FEATURES

- Integrated LED adjustable lighting fixture
 - Multiple applications include path lighting, area lighting, flood lighting, sconce lighting
- Heat sink for maximum heat dissipation and life span
- Thermal frosted lens to optimize event distribution of light
- Adjustable LED head rotates 270 degrees
- EPDM rubber bug plug, prevents moisture/bugs from entering fixture
- (WB) Weathered Brass
 - WB Brass finish will patina / tarnish depending on environmental conditions
- Includes two AC-102 silicone filled wire connectors
- Post: 1" x 1" x 22" H
- Shade: 5" x 5" x .75"
- (GS3) ABS ground stake
- Fixture - 10 year warranty

ELECTRICAL

- 12 Volt fixture
- 3' - #18/2 direct bury landscape lighting wire
- Low voltage transformer required (not included)
- C ETL listed and approved
- FCC certified

LED - LIGHTING MODULE

- LED module is encapsulated behind thermal plastic frosted lens
- COB chipset technology
- Heat sink for better thermal management
- 380 Lumen high output
- 140 degree beam spread
- 2700K
- 3.15W, 3.96 VA, .75 PF



Intertek



ILED-PL2500WB

SL

Step & Deck Light



Integrated LED Step Light

ILED-SLC2100, 2110WB/CB

MATERIAL / FEATURES

- Heavy duty cast brass - full size
 - ILED-SLC2100WB - louvered cover
- Heavy duty cast brass - half size
 - ILED-SLC2110WB - louvered cover
- Includes stainless steel screws
- Includes watertight rubber gasket
- (WB) Weathered Brass
 - WB Brass finish will patina / tarnish depending on environmental conditions
- (CB) Carbon Black
 - CB cast brass fixtures finished with a superior top quality Dupont polyester powder coating
- Includes two AC-102 silicone filled wire connectors
- Fixture - 10 year warranty

ELECTRICAL

- 12 volt fixture
- 10' - #18/2 direct bury landscape lighting wire
- No lamp required
- LED diodes have 90° beam spread
- Low voltage transformer required (not included)
- C ETL listed and approved

LED - LIGHTING MODULE

- LED - integrated - no lamp required
- ILED-SLC2100WB 65 Lumens, 4 Watts, 4.5 VA, .89 PF
- ILED-SLC2110WB 50 Lumens, 1.8 Watts, 2.2 VA, .85 PF
- IP65

DIMENSIONS

- ILED-SLC2100WB - 9" W x .5" D x 3" H
- ILED-SLC2110WB - 4.5" W x .5" D x 3" H



ILED-SLC2100WB



Intertek



ILED-SLC2110CB



 UNIVERSAL[®]
 LIGHTING SYSTEMS

Deck Light

DL2100WB

MATERIAL / FEATURES

- Heavy duty cast brass
 - DL2100WB
- Includes stainless steel hex screws and wrench
- Heat resistant frosted glass lens
- (WB) Weathered Brass
 - WB Brass finish will patina / tarnish depending on environmental conditions
- Includes two AC-102 silicone filled wire connectors
- Fixture - lifetime warranty

ELECTRICAL

- 12 volt fixture
- 6' - #18/2 direct bury landscape lighting wire
- HI-temp ceramic socket w/nickel contacts, stainless steel springs, and Teflon jacketed wire leads
- Lamp required - T3 35 W Max
- Low voltage transformer required (not included)
- C ETL listed and approved

LED LAMP OPTIONS

- LV1-T3
- LV2-T3
- LV3-T3

DIMENSIONS

- 3.125" W x 1.265" D



DL2100WB



LV1-T3



LV2-T3



LV3-T3

Deck Light

DL2100WB-LV2T3

KITTED FIXTURE

PRODUCT DESCRIPTION

- The DL2100WB-LV2T3 includes:
 - DL2100WB cast brass
 - LV2-T3 LED lamp
- (WB) Weathered Brass
 - WB Brass finish will patina / tarnish depending on environmental conditions
- Includes two AC-102 silicone filled wire connectors
- Fixture - lifetime warranty
- LED lamp - 5 year warranty

ELECTRICAL

- LV2-T3-27K
- 9-15 V AC/DC
- T3 BI pin lamp
- IP67 rated
- Silica gel filled
- 35 x 35 SMD chipset
- 2700K
- 180 Lumens
- C ETL listed and approved
- FCC certified

LED LAMP OPTIONS

- LV1-T3
- LV2-T3
- LV3-T3

DIMENSIONS

- 3.125" W x 1.265" D



DL2100WB




Intertek



LV2-T3

LL

Ledge Light



Ledge Light

LL44 SERIES

MATERIAL / FEATURES

- Stainless steel
 - Mounting bracket, screws, glare shield
- Cast aluminum - light bar
- Weather resistant powder coat finish - aluminum
 - (BK) Black
 - (BZ) Bronze
 - (GY) Gray
- Mounting bracket includes pre-scored corners for retrofit installations
 - Can be used with or without mounting bracket
- Glare shield included – removable
- LED light bar can be used without mounting bracket or glare shield
- Includes two AC-102 silicone filled wire connectors
- Fixture - 10-year warranty

ELECTRICAL

- Input 9-15 volts
- 10' - #18/2 direct bury landscape lighting wire
- No lamp required
- LED diodes have 90° beam spread
- Low voltage transformer required (not included)
- Includes wire connectors
- C ETL listed and approved
- FCC certified

LED - LIGHTING MODULE

- LED integrated - no lamp required
- LL4403 - 25 lumens, .4 Watts, VA .60, .36 PF
- LL4407 - 100 lumens, 1.5 Watts, VA 2, .62 PF
- LL4413 - 200 lumens, 2.2 Watts, VA 3.3, .85 PF
- Kelvin temperature 2700K & 3000K

DIMENSIONS

- LL4403 - 3" W x .75" H x 3" D
- LL4407 - 7" W x .75" H x 3" D
- LL4413 - 13" W x .75" H x 3" D



LL4403BZ



LL4407GY



LL4413BZ



Ledge Light

LL66 SERIES

MATERIAL / FEATURES

- Die cast aluminum powder coated bronze fixture
- Weather resistant powder coat finish - aluminum
 - (BK) Black
 - (BZ) Bronze
- LL6603 - 3" aluminum LED replaceable ledge light with under cap mounting bracket and glare shield
- LL6609 - 7" aluminum LED replaceable ledge light with under cap mounting bracket and glare shield
- LL6613 - 13" aluminum LED replaceable ledge light with under cap mounting bracket and glare shield
 - Includes the LL6605
- Includes two AC-102 silicone filled wire connectors
- Fixture - 10 year warranty
- LED module - 10 year warranty

ELECTRICAL

- Input 9-15 volts
- 10' - #18/2 direct bury landscape lighting wire
- No lamp required
- LED diodes have 90° beam spread
- Low voltage transformer required (not included)
- Includes wire connectors
- C ETL listed and approved
- FCC certified

LED - LIGHTING MODULE

- LED integrated - no lamp required
- 25 lumens, .4 Watts, VA .60, .36 PF
- 100 lumens, 1.5 Watts, VA 2, .62 PF
- 200 lumens, 2.2 Watts, VA 3.3, .85 PF
- Kelvin temperature 2700K & 3000K

DIMENSIONS

- LL6603 - 3"W x .9"H x 3"D
- LL6605 - 3.6" W x .6" H x .4" D
- LL6609 - 7"W x .9"H x 3"D
- LL6613 - 13"W x .9"H x 3"D



LL6605BZ



LL6609BK



LL6613GY

Ledge Light

LL67 SERIES

MATERIAL / FEATURES

- Die cast aluminum
- Weather resistant powder coated finish
 - (BK) Black
 - (BZ) Bronze
 - (GY) Gray
- LL6707 - 6" aluminum LED replaceable ledge light with surface mount glare shield
 - Includes the LL6605
- Includes two AC-102 silicone filled wire connectors
- Fixture - 10 year warranty
- LED module - 10 year warranty

ELECTRICAL

- Input 9-15 volts
- 10' - #18/2 direct bury landscape lighting wire
- No lamp required
- LED diodes have 90° beam spread
- Low voltage transformer required (not included)
- Includes wire connectors
- C ETL listed and approved
- FCC certified

LED - LIGHTING MODULE

- LED integrated - no lamp required
- LL6707 - 100 lumens, 1.5 Watts, VA 2, .62 PF
- Kelvin temperature 2700K

DIMENSIONS

- LL6707 - 5.6" W x .9" H x .9" D



LL6707BK



LL6707BZ



LL6707GY



W/L

Wet Location



Wet Location

WL2100WB-25

MATERIAL / FEATURES

- Heavy duty cast brass
- Heat resistant glass lens
- Includes heavy cast brass adjustable weighted bracket
- Watertight sealed wire ingress grommet
- Brass Phillips head thumb screws on bracket for easy field adjustment
- Watertight sealed gasket
- (WB) Weathered Brass
 - WB Brass finish will patina / tarnish depending on environmental conditions
- Includes two AC-102 silicone filled wire connectors
- Fixture - lifetime warranty

ELECTRICAL

- 12 volt fixture
- 25' submersible rated lighting wire lead
- HI-temp ceramic socket w/nickel contacts, stainless steel springs, and Teflon jacketed wire leads
- Lamp required - MR16 50 W Max
- Low voltage transformer required (not included)
- C ETL listed and approved

LED LAMP OPTIONS

- LXC2-MR16 lamps
- LXC3-MR16 lamps
- LXC5-MR16 lamps

DIMENSIONS

- Base - 4.42" D x 5" W
- Fixture - 3.25" W x 5.25" H



WL2100WB



LXC2-MR16



LXC3-MR16



LXC5-MR16



Integrated LED Wet Location

ILED-WL2025WB

MATERIAL / FEATURES

- Heavy duty cast brass
- Heat resistant glass lens
- Includes heavy cast brass adjustable weighted bracket
- Watertight sealed wire ingress grommet
- Brass Phillips head thumb screws on bracket for easy field adjustment
- Watertight sealed gasket
- (WB) Weathered Brass
 - WB Brass finish will patina / tarnish depending on environmental conditions
- Includes two AC-102 silicone filled wire connectors
- Fixture - 10 year warranty

ELECTRICAL

- 12 volt fixture
- 25' submersible rated lighting wire lead
- Heat sinks for long life
- Low voltage transformer required (not included)
- Includes wire connectors
- C ETL listed and approved

LED - LIGHTING MODULE

- Integrated LED - no lamp required
- 282 Lumens , 3 W, 3.96 VA, .75 PF
- 2700 Kelvin temperature
- Beam spread - 70 degrees

DIMENSIONS

- 2" D x 2.75" W x 2.5" H
- Fixture - 3.25" W x 5.25" H




ILED-WL2025WB



HL

Hanging Light



Hanging Light

HL2300WB

MATERIAL / FEATURES

- Heavy duty cast brass
- Includes stainless steel hardware and wire
- Includes optional clear and frosted lenses
- HL2300WB
- HL2300WB-LXC2-MR16
 - Includes LXC2-MR16-FL-27K LED lamp in fixture box
- (WB) Weathered Brass
 - WB Brass finish will patina / tarnish depending on environmental conditions
- Includes two AC-102 silicone filled wire connectors
- Fixture - lifetime warranty

ELECTRICAL

- 12 volt fixture
- 10' - #18/2 direct bury wire
- HI-temp ceramic socket w/nickel contacts, stainless steel springs, and Teflon jacketed wire leads
- Lamp required - MR16
- Low voltage transformer required (not included)
- C ETL listed and approved

LED LAMP OPTIONS

- LXC2-MR16
- LXC3-MR16
- LXC5-MR16
- LV1-T3
- LV2-T3
- LV3-T3

DIMENSIONS

- 2.25" W x 5" H



HL2300WB



LV1-T3



LV2-T3



LV3-T3



LXC2-MR16



LXC3-MR16



LXC5-MR16

Hanging Light

HL2300WB-LXC2

KITTED FIXTURE

PRODUCT DESCRIPTION

- The HL2300WB-LXC2 includes:
 - HL2300WB
 - LXC2 LED lamp
- (WB) Weathered Brass
 - WB Brass finish will patina / tarnish depending on environmental conditions
- Includes two AC-102 silicone filled wire connectors
- Fixture - lifetime warranty
- LED lamp - 7 year warranty

LED LAMP INCLUDED

- LXC2-MR16-FL-27K
- 9-15 V AC/DC
- Constant current driver for long life
- FCC certified
- C ETL listed and approved
- 40 degree flood
- 2700K
- 250 Lumens
- COB technology

DIMENSIONS

- 2.25" W x 5" H



HL2300WB-LXC2



LXC2-MR16



Hanging Light

HL2600WB

MATERIAL / FEATURES

- Heavy duty cast brass
- Includes stainless steel hardware and wire
- Includes optional clear and frosted lenses
- HL2600WB
- HL2600WB-LXC2-MR16
 - Includes LXC2-MR16-FL-27K LED lamp in fixture box
- (WB) Weathered Brass
 - WB Brass finish will patina / tarnish depending on environmental conditions
- Includes two AC-102 silicone filled wire connectors
- Fixture - lifetime warranty

ELECTRICAL

- 12 Volt fixture
- 10' - #18/2 Direct bury wire
- HI-temp ceramic socket w/nickel contacts, stainless steel springs, and Teflon jacketed wire leads
- Lamp required - MR16
- Low voltage transformer required (not included)
- C ETL listed and approved

LED LAMP OPTIONS

- LXC2-MR16
- LXC3-MR16
- LXC5-MR16
- LV1-T3
- LV2-T3
- LV3-T3

DIMENSIONS

- 2.5" W x 7" H



Intertek



HL2600WB



LV1-T3



LV2-T3



LV3-T3



LXC2-MR16



LXC3-MR16



LXC5-MR16

Hanging Light

HL2600WB-LXC2

KITTED FIXTURE

PRODUCT DESCRIPTION

- The HL2600WB-LXC2 includes:
 - HL2600WB
 - LXC2 LED lamp
- (WB) Weathered Brass
 - WB Brass finish will patina / tarnish depending on environmental conditions
- Includes two AC-102 silicone filled wire connectors
- Fixture - lifetime warranty
- LED lamp - 7 year warranty

LED LAMP INCLUDED

- LXC2-MR16-FL-27K
- 9-15 V AC/DC
- Constant current driver for long life
- FCC certified
- C ETL listed and approved
- 40 degree flood
- 2700K
- 250 Lumens
- COB technology

DIMENSIONS

- 2.5" W x 7" H



HL2600WB-LXC2



Intertek



LXC2-MR16



FA

Fixture Accessories



Fixture Accessories

MOUNTING BRACKETS

- (WB) Weathered Brass
 - WB Brass finish will patina / tarnish depending on environmental conditions
 - AC2911WB - surface mount
 - AC2200WB - round junction mount for trees, walls, etc
 - Fixture - lifetime warranty
- Weather resistant powder coat finish - aluminum
 - (BK) Black
 - (BZ) Bronze
 - AC1200BK/BZ
 - Fixture - 5 year warranty
- Stainless steel
 - AC-400SSGM - gutter mount



AC2911WB



AC1200BK/BZ



AC2200WB



AC-400-SSGM



ALUMINUM



BRASS

Fixture Accessories

GROUND STAKES

- ABS with UV inhibitors
- Dark brown finish to blend in
- Slotted design thread head for easy installation and prevents wire twisting
 - GS1 - 8" x 2"
 - GS3 - 8" x 3"
 - GS-Mini - 7-1/2" x 1"



GS1



GS3



GS-MINI

CONNECTORS

- Pre-filled ETL certified silicone sealant
- All are packs of 100
- AC-101
 - #18- #12 AWG 2 #18
- AC-102
 - #18- #12 AWG 4 #18
- AC-103
 - #16 - #12 AWG 6 #18
- AC-104
 - #16 - #10 AWG 8 #18



AC-101



AC-102



AC-103



AC-104



Fixed Risers

ALUMINUM RISERS

- Extruded Aluminum risers
- 1/2" thread male bottom.
- 1/2" female thread top.
- Weather resistant powder coat finish – aluminum
 - (BK) Black
 - (BZ) Bronze
- Post – 10-year warranty
- Models:
 - AC1106BK
 - AC1106BZ
 - AC1112BK
 - AC1112BZ



AC1106BK



AC1106BZ



AC2106WB

BRASS RISERS

- Extruded Brass risers
- 1/2" thread male bottom.
- 1/2" female thread top.
- WB Brass finish will patina / tarnish depending on environmental conditions.
 - (WB) Weathered Brass
- Post – Lifetime warranty
- Models:
 - AC2106WB – Solid brass 6" riser.
 - AC2112WB – Solid 12" riser.



AC1112BK



AC1112BZ



AC2112WB



Adjustable Risers

ALUMINUM RISERS

- Extruded Aluminum risers
- 1/2" thread male bottom.
- 1/2" female thread top.
- Adjustable length
 - 14" – 24"
- Weather resistant powder coat finish – aluminum
 - (BK) Black
 - (BZ) Bronze
- Models:
 - AC1000BK
 - AC1000BZ

BRASS RISERS

- Extruded Brass risers
- 1/2" thread male bottom.
- 1/2" female thread top.
- Adjustable length
 - 14" – 24"
- WB Brass finish will patina / tarnish depending on environmental conditions.
 - (WB) Weathered Brass
- Post – Lifetime warranty
- Models:
 - AC2000WB



AC1000BK



AC1000BZ




AC2000WB



Colored Lenses and Hex Louvres

COLORED LENSES

- Lenses are acrylic
- Lenses sold in packs of 10
- Lenses fit all UNVLS directional spots
- Models:
 - AC-DSENS-DEEPBLUE
 - AC-DSENS-MARSRED
 - AC-DSENS-VBRNTGREEN
 - AC-DSENS-WOODYAMBER



AC-DSENS

HEX LOUVRES

- Honeycomb hex louvre for Directional spots
- Fits all UNVLS directional spots
- Used to provide slight glare shielding in directional spots
- Models:
 - AC-HCLMR16



AC-HCLMR16

Transformer

ECO100PC

MATERIAL / FEATURES

- Commercial grade ABS plastic
- Quick mount bracket
- Includes field replaceable timer module
- Countdown timer function
- 1, 2, 4, 6, 8 hour durations
 - Always OFF
 - Always ON
- Includes low voltage photocell
- Includes secondary side magnetic circuit breaker
- 2 year warranty

ELECTRICAL

- Low voltage landscape lighting transformer
- 6' - heavy duty power cord
- Terminals for output
- Fully encapsulated EI magnetic core
 - 125° C rated internal wiring
- Wire connectors required (not included)
- Low voltage landscape lighting fixtures required (not included)
- Low voltage landscape lighting lamps required (not included)
- C ETL listed and approved

MODELS

- ECO100PC - 100 Watts

DIMENSIONS

- 4"W x 6"H x 3"D



TM-ECO-TM

Transformer

ECO120, 200, 300

MATERIAL / FEATURES

- 304 brushed stainless steel
- Quick mount bracket
- Includes field replaceable timer module
- Countdown timer function
 - 1, 2, 4, 6, 8 hour durations
 - Always OFF
 - Always ON
- Includes low voltage photocell
- Includes secondary side magnetic circuit breaker
- 2 year warranty

ELECTRICAL

- Low voltage landscape lighting transformer
- 6' - heavy duty power cord
- Fully encapsulated EI magnetic core
 - 125° C rated internal wiring
 - ECO120, 200 - 12V output secondary. Two comomo taps, and 12- and 15-volt taps.
 - ECO300SS - 12, 13, 14, 15 terminal range. Two comomo taps, and 12,13,14 and 15-volt taps.
- Wire connectors required (not included)
- C ETL listed and approved

MODELS

- ECO120SS - 120 Watts
- ECO200SS - 200 Watts
- ECO300SS - 300 Watts

DIMENSIONS

- 5"W x 8"H x 4"D



ECO200SS



ECO300SS



TP-ECO-TM

Transformer

MTM SERIES

MATERIAL / FEATURES

- 304 brushed stainless steel - case and inside panel
- Quick mount bracket
- Sealed removable lockable hinged door
- Pre-scored knockouts sides and bottom panel
- Tool less removable bottom panel
- Timer receptacle
- Photocell ready bypass loop
- Two commons per circuit
- Includes primary thermal protection
- Includes secondary side magnetic circuit breaker
- Oversize terminal blocks
- Lifetime warranty

ELECTRICAL

- Low voltage landscape lighting transformer
- 6' - heavy duty power cord
- Includes surge suppressor - prevents initial start overload
- Includes 115 amp terminal block
- Fully encapsulated ei magnetic core
 - Operates whisper quiet
 - Caution - may be very hot - do not touch when its on
 - 125° c rated internal wiring
 - 12-15 volt terminal range
- Wire connectors required (not included)
- Low voltage landscape lighting fixtures required (not included)
- Low voltage landscape lighting lamps required (not included)
- C ETL listed and approved

MODELS

- MTM150SS - 150 Watts
- MTM200SS - 200 Watts
- MTM300SS - 300 Watts

DIMENSIONS

- MTM150/200 - 5.75"W x 10.5"H x 4.75"D
- MTM300SS - 6.5" W x 16.5" H x 6" D



MTM300SS



MTM0300SS



Transformer

MTP SERIES

MATERIAL / FEATURES

- 304 brushed stainless steel - case and inside panel
- Quick mount bracket
- Sealed removable lockable hinged door
- Pre-scored knockouts sides and bottom panel
- Tool less removable bottom panel
- Timer receptacle
- Photocell ready bypass loop
- Two commons per circuit
- Includes primary thermal protection
- Includes secondary side magnetic circuit breaker
- Oversize terminal blocks
- Lifetime warranty

ELECTRICAL

- Low voltage landscape lighting transformer
- 6' - heavy duty power cord
- Includes surge suppressor - prevents initial start overload
- Includes 115 amp terminal block
- Fully encapsulated Toroidal core
 - Operates whisper quiet
 - Cool to the touch
 - 125° C rated internal wiring
 - 12-22 volt taps Wire connectors required (not included)
- Low voltage landscape lighting fixtures required (not included)
- Low voltage landscape lighting lamps required (not included)
- C ETL listed and approved

MODELS

- MTP600SS - 600 Watts
- MTP900SS - 900 Watts
- MTP1200SS - 1200 Watts

DIMENSIONS

- MTP600 - 6.5"W x 16.5"H x 6"D
- MTP900,1200 - 8.5"W x 17.5"H x 7"D



MTP300SS



MTP300SS



Transformer

ZCT SERIES

MATERIAL / FEATURES

- Wifi enabled app smart transformer
 - Schedule up to four zones of
 - Independent timing
 - Grouped timing
 - On demand timing
- App enables naming of zones
- Access via home router and smart device app
 - iOS and Android app-based control
 - Daylight savings time option
 - Multiple device control of one transformer
 - Control up to four transformers from one device
- Included 100' range extender wifi antennae
- 304 brushed stainless steel - case and inside panel
- Quick mount bracket
- Sealed removable lockable hinged door
- Pre-scored knockouts on side and bottom panel
- Tool-less removable bottom panel
- Two commons per circuit
- Includes primary thermal protection
- Includes secondary side magnetic circuit breaker
- Oversize terminal blocks
- 5 year warranty

ELECTRICAL

- Low voltage landscape lighting transformer
- 6' Heavy duty power cord
- Includes surge suppressor - prevents initial start overload
- Includes 115 amp terminal block
- Fully encapsulated Toroidal core
 - Operates whisper quiet
 - Cool to the touch
- 125° C rated internal wiring
- 12-volt output
- Wire connectors required (not included)
- Low voltage landscape lighting fixtures required (not included)
- Low voltage landscape lighting lamps required (not included)
- C ETL listed and approved
- Compatible with 2.4Ghz wireless routers only

MODELS

- ZCT150SS - 150 Watts
- ZCT200SS - 200 Watts
- ZCT300SS - 300 Watts

DIMENSIONS

- 5.75" W x 10.5" H X 4.75" D



TOOL-LESS DROP-DOWN PANEL



U-Sync Technologies.

Innovative, Reliable, Proven Smart Wireless Control

Transformer Accessories

12 VOLT DIMMER

MATERIAL / FEATURES

- Low voltage Dimmer for low voltage transformers
- Aluminum face plate
- Polycarbonate plastic watertight housing
- Includes
 - (4) Stainless steel anchor screws
 - (1) extra fuse stat
 - (4) wire connectors
- Watertight grommet
- Rubber gasket

ELECTRICAL

- 120-Watt total capacity
- Operating range - 12 VAC
- 10 Amps
- IP 67
- Trim pot adjustment screw

MODEL

- DM1120-BK

DIMENSIONS

- 2.75" W X 4.5" H x 3.6" D



DM-1120BK



Transformer Accessories

MT1 - MECHANICAL TIMER

- Up to 48 ON/OFF settings
- 24-hour cycle
- Captive pins never get lost
- Cycle repeats daily
- Manual on/off override
- Fits into MTM, MTP and UTR transformers
- 90 day warranty



MT

DT - DIGITAL TIMER

- 7-day programmable timer
- LCD Screen
- Battery back up
- Fits into MTM, MTP and UTR transformers
- Fixture - 90 day warranty



DT

PC - 120-VOLT PHOTOCELL


- Plug in photocell
- Use by itself to stay on dusk to dawn
- Use with MT1 or DT to set off time
- Fits into MTM, MTP and UTR transformers
- Fixture - 90 day warranty



PC

LED

Light Emitting Diode





LED - LV Bi Pin Series

LV1, LV2, LV3-T3

SPECIFICATIONS

- Silica gel lamps
- G4 socket base
- 80+ CRI
- 25,000 hour rated
- UV infused inhibitors
- LED's are measured and tested at 12 Volts
 - Longest life occurs at 12 Volts
- Stainless steel pins
- Silver soldering for long lasting performance
- Made for use in enclosed fixtures and damp location
- 2200K, 2700K and 3000K color temperature
- LV1-T3
 - 120 Lumens, 1.5 Watts, .13 VA, .7 PF
- LV2-T3
 - 180 Lumens, 2.5 Watts, .17 VA, .7 PF
- LV3-T3
 - 260 Lumens, 3.5 Watts, .21 VA, .7 PF
- IP Rating 65
- Lamp - 5 year warranty

ELECTRICAL

- 9-15 V AC/DC
- Constant current driver for long life
- Dimmable with Lutron magnetic dimmers
 - Dimming may reduce life span
- Enclosed fixture required (not included)
- Low voltage transformer or electronic transformer required (not included)
- C ETL listed and approved
- FCC certified

MODELS

- LV1-T3-27K or LV1-T3-30K
- LV2-T3-22K, LV2-T3-27K, or LV2-T3-30K
- LV3-T3-22K, LV3-T3-27K, or LV3-T3-30K

DIMENSIONS


- LV1 - .35" W x 1" H
- LV2 - .5" W x 1.10" H
- LV3 - .6" W x 1.25" H



LV1-T3



LV2-T3



LV3-T3



LED - Wedge Base Series

LV1, LV2-T5, LV2-S8

SPECIFICATIONS

- Silica gel lamps
- G4 socket base
- 80+ CRI
- 25,000 hour rated
- UV infused inhibitors
- LED's are measured and tested at 12 Volts
 - Longest life occurs at 12 volts
- Silver soldering for long lasting performance
- Made for use in enclosed fixtures and damp location
- 2700K and 3000K color temperature
- LV1-T5WDG
 - 120 Lumens, 1.5 Watts, .13 VA, .7 PF
- LV2-T5WDG
 - 170 Lumens, 2.5 Watts, .17 VA, .7 PF
- LV2-S8WDG
 - 170 Lumens, 2.5 Watts, .17 VA, .7 PF
- IP rating 65
- Lamp - 5 year warranty

ELECTRICAL

- 9-15 V AC/DC
- Constant current driver for long life
- Dimmable with Lutron magnetic dimmers
 - Dimming may reduce life span
- Enclosed fixture required (not included)
- Low voltage transformer or electronic transformer required (not included)
- C ETL listed and approved
- FCC certified

MODELS


- LV1-T5WDG-27K
- LV1-T5WDG-30K
- LV2-T5WDG-27K
- LV2-T5WDG-30K
- LV2-S8WDG-27K
- LV2-S8WDG-30K

DIMENSIONS

- LV1-T5WDG - .5" W x 1.2" H
- LV2-T5WDG - .5" W x 1.2" H
- LV2-S8WDG - .9" W x 1.7" H



LV1-T5



LV2-S8



LED - LV2 SCB and DCB

LV2-SCB, LV2-DCB

SPECIFICATIONS

- Silica gel lamps
- BA15S base single contact options
- 80+ CRI
- 25,000 hour rated
- UV infused inhibitors
- LED's are measured and tested at 12 Volts
 - Longest life occurs at 12 Volts
- Stainless steel base
- Silver soldering for long lasting performance
- Made for use in enclosed fixtures and damp location
- 2700K and 3000K color temperature
- LV2-SCB
 - 170 Lumens, 2.5 Watts, .17 VA, .7 PF
- LV2-DCB
 - 170 Lumens, 2.5 Watts, .17 VA, .7 PF
- IP rating 65
- Lamp - 5 year warranty

ELECTRICAL


- 9-15 V AC/DC
- Constant current driver for long life
- Dimmable with Lutron magnetic dimmers
 - Dimming may reduce life span
- Enclosed fixture required (not included)
- Low voltage transformer or electronic transformer required (not included)
- C ETL listed and approved
- FCC certified

MODELS


- LV2-SCB-27K
- LV2-SCB-30K
- LV2-DCB-27K
- LV2-DCB-30K

DIMENSIONS

- LV2-SCB - .7" W x 1.65" H
- LV2-DCB - .7" W x 1.65" H



LV2-SCB



LV2-DCB



LED - LXC MR16

LXC2, LXC3, LXC5

SPECIFICATIONS

- Machined aluminum body
- Epoxy potted circuitry
- GU5.3 base socket
- 80+ CRI
- 40,000 hour rated
- Multiple beam spreads
- (NS) Narrow spot 15°
- (FL) Flood 40°
- (WFL) Wide flood 60°
- Stainless steel pins
- Made for use in enclosed fixtures and damp location
- 2200K, 2700K and 3000K
- LXC2-MR16
 - 250 Lumens, 3 Watts, .35 VA, .7 PF
- LXC3-MR16
 - 400 Lumens, 5 Watts, .55 VA, .7 PF
- LXC5-MR16
 - 550 Lumens, 7 Watts, .70 VA, .7 PF
- IP rating 54
- Lamp - 7 year warranty

ELECTRICAL

- 9-15 V AC/DC
- Constant current driver for long life
- Dimmable with Lutron magnetic dimmers
 - Dimming may reduce life span
- Enclosed fixture required (not included)
- Low voltage transformer or electronic transformer required (not included)
- C ETL listed and approved
- FCC certified

MODELS

- LXC2-MR16-NS-22K, LXC2-MR16-NS-27K, or LXC2-MR16-NS-30K
- LXC2-MR16-FL-22K, LXC2-MR16-FL-27K, or LXC2-MR16-FL-30K
- LXC2-MR16-WF-27K or LXC2-MR16-WF-30K
- LXC3-MR16-NS-22K, LXC3-MR16-NS-27K, or LXC3-MR16-NS-30K
- LXC3-MR16-FL-22K, LXC3-MR16-FL-27K, or LXC3-MR16-FL-30K
- LXC3-MR16-WF-27K or LXC3-MR16-WF-30K
- LXC5-MR16-NS-27K or LXC5-MR16-NS-30K
- LXC5-MR16-FL-27K or LXC5-MR16-FL-30K
- LXC5-MR16-WF-27K or LXC5-MR16-WF-30K

DIMENSIONS

- LXC Series - 2" W x 1.5" H



LXC2-MR16



LXC3-MR16



LXC5-MR16



LED - LVC MR16

LVC MR16

SPECIFICATIONS

- Thermal plastic body 3 and 5 watts
- Aluminum body 7 watt
- Epoxy potted circuitry
- GU5.3 base socket
- 80+ CRI
- 15,000 Hour rated
- Multiple beam spreads
- (FL) Flood 40°
- (WFL) Wide flood 60°
- Stainless steel pins
- Made for use in enclosed fixtures and damp location
- 2700K & 3000K Color
- LVC2-MR16-27K
 - 240 Lumens, 3 Watts, .39 VA, .7 PF
- LVC3-MR16-27K
 - 350 Lumens, 5 Watts, .60 VA, .7 PF
- LVC5-MR16-27K
 - 450 Lumens, 7 Watts, .72 VA, .7 PF
- IP Rating 54

ELECTRICAL

- 9-15 V AC/DC
- Constant current driver for long life
- Dimmable with Lutron magnetic dimmers
 - Dimming may reduce life span
- Enclosed fixture required (Not included)
- Low voltage transformer or electronic transformer
- C ETL Listed and approved
- FCC Certified

MODELS

- LVC2-MR16-FL-27K
- LVC2-MR16-FL-30K
- LVC2-MR16-WF-27K
- LVC3-MR16-FL-27K
- LVC3-MR16-FL-30K
- LVC3-MR16-WF-27K
- LVC5-MR16-FL-27K
- LVC5-MR16-WF-27K

DIMENSIONS

- LVC Series 2" W x 1.625" H



LVC2-MR16



LVC3-MR16



LVC5-MR16



LED - LX2 MR11

LX2 MR11

SPECIFICATIONS

- Thermal plastic - improves efficiency
- Epoxy potted circuitry
- GU5.3 base socket
- 80+ CRI
- 35,000 hour rated
- (FL) Flood 40°
- Stainless steel pins
- Made for use in enclosed fixtures and damp location
- 2700K & 3000K
- LX2-MR11
 - 240 Lumens, 3 Watts, .36 VA, .7 PF
- IP rating 54
- Lamp - 7 year warranty

ELECTRICAL

- 9-15 V AC/DC
- Constant current driver for long life
- Dimmable with Lutron magnetic dimmers
 - Dimming may reduce life span
- Enclosed fixture required (not included)
- Low voltage transformer or electronic transformer required (not included)
- C ETL listed and approved
- FCC certified

MODELS

- LX2-MR11-FL-27K
- LX2-MR11-FL-30K

DIMENSIONS

- LX2-MR11 - 1.375" W x 1.5" H



LX2-MR11





 UNIVERSAL[®]

 LIGHTING SYSTEMS

LED - LVC PAR 36 Series

LVC PAR 36

SPECIFICATIONS

- Thermal plastic body
- Epoxy potted circuitry
- Par 36 terminal screw base
- 80+ CRI
- 35,000 hour rated
- Multiple beam spreads
- (FL) Flood 40°
- (WFL) Wide Flood 60°
- Stainless steel pins
- Made for use in enclosed fixtures and damp location
- 2700K AND 3000K temperature
- IP rating 67
- LVC4-PAR36
 - 400 Lumens, 5.5 Watts, .67 VA, .7 PF
- LVC6-PAR36
 - 600 Lumens, 7.5 Watts, .83 VA, .7 PF
- LVC8-PAR36
 - 800 Lumens, 11 Watts, 1.05 VA, .7 PF
- For use in open or enclosed fixtures
- Lamp - 5 year warranty

ELECTRICAL

- 9-15 V AC/DC
- Constant current driver for long life
- Dimmable with Lutron magnetic dimmers
 - Dimming may reduce life span
- Fixture required (not included)
- Low voltage transformer or electronic transformer required (not included)
- C ETL listed and approved
- FCC certified

MODELS

- LVC4-PAR36-FL-27K
- LVC4-PAR36-WF-27K
- LVC6-PAR36-FL-27K
- LVC6-PAR36-WF-27K
- LVC8-PAR36-FL-27K
- LVC8-PAR36-WF-27K
- LVC4-PAR36-FL-30K
- LVC4-PAR36-WF-30K
- LVC6-PAR36-FL-30K
- LVC6-PAR36-WF-30K
- LVC8-PAR36-FL-30K
- LVC8-PAR36-WF-30K

DIMENSIONS

- LX2-MR11 - 1.375" W x 1.5" H



LVC4-PAR36



LVC6-PAR36



LVC8-PAR36



